



effex beam system

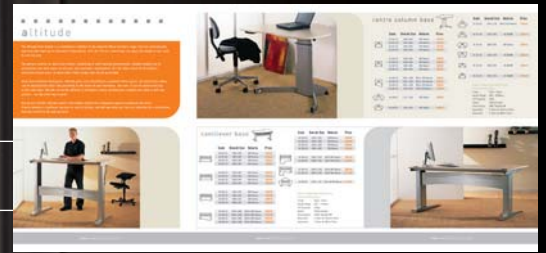


Imperial

Office furniture

altitude

The Altitude Desk System is a revolutionary addition to the Imperial Office Furniture range. Entirely electronically operated and requiring no mechanical adjustments for height alterations.



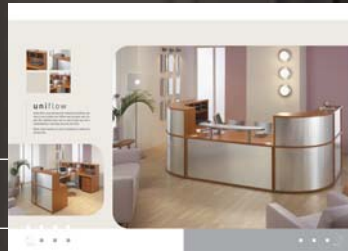
qudos

Trendy sculptured office furniture. Endless configurations with complimentary filing, storage and reception units.



receptiv

Reception furniture to create that all important first impression.



the collection

View the entire imperial range in this pocket size brochure.



sirius • odyssey • boardroom

Sturdy and space saving. A range ideal for multi users/busy offices. Create an imposing look with the boardroom range.



www.imperial-furniture.co.uk

Keep up to date with the entire imperial range on-line.



Imperial

Office furniture

Imperial Office Furniture Ltd, Bankfield Business Park,
Quebec Street, Bolton BL3 5JN
Tel: 01204 364602 Fax: 01204 381509
www.imperialfurniture.co.uk info@imperialfurniture.co.uk

5 Year Guarantee

Imperial Office Furniture is committed to providing exceptional service, manufacturing quality products with a comprehensive 5 year guarantee

All chairs displayed in this brochure are supplied by GGi Office Furniture (UK) Ltd. For more information visit their website at www.globaltotaloffice.com/ggi



British Contract Furnishing Association



Bolton Business Environment Network

Colours may vary slightly from those illustrated due to limitations of the printing process. E & OE. 05/06

foreword



From the people who brought you the modular flexibility of Receptiv, the flair and practicality of qudos, the multi-functionality of Sirius and the sensuous flowing curves of Altitude, here is our latest addition to the family - the effex beam system. It is without doubt our best yet - a revolutionary new range of desking representing the ultimate in office chic for the contemporary workplace. Imperial have been leading the way in office furniture for many years, during which time we've gained a justifiable reputation for excellent build quality, coupled with the best value-for-money, which places us at the forefront of a very competitive marketplace. Every product is manufactured in-house at our Bolton premises, and we pride ourselves on high-technology construction methods to ensure total customer satisfaction. effex is the pinnacle of this commitment and is indicative of our unending quest to continue furnishing the future.

(Contents)

Desking introduction... PAGE 3	Open plan desking systems... PAGE 4-7	Call centre desking... PAGE 8-11	Fast track desking... PAGE 12-15
Executive desking... PAGE 16-17	Pedestals... PAGE 18	Storage... PAGE 19	Accessories... PAGE 20-21
Desk top shapes... PAGE 22-23			
Frames & boards... PAGE 24			

(Open plan)

If access is needed to a central point, the flexibility of effex means that modules can be linked to create a large working area of almost limitless size.

(Call centre)

With such simplicity of manufacture, effex can be used in configurations to fit into any footprint, regardless of shape or location.

(Fast track)

From the frantic atmosphere of a sales office to the more compact requirements of a typical internet cafe, effex has the necessary panache and class to fit the bill.

(Individual)

As sophisticated as it is unique, effex is the perfect solution for stand alone desking where occupants need to assert a commanding view of the office.

deskining



SHELF AND SCREENS ACCOMMODATE UNOBTUSIVE CABLE MANAGEMENT

(Open plan)



The effex system comprises just two components - the beam frame and the desktop. The beam can be extended from 800 to 1800mm, onto which as many as sixty different worktop options can be mounted, creating the ultimate in versatility for any office space.

IN ITS SIMPLEST FORM EFFEX IS NEAT, PRACTICAL AND STYLISH





THE UNIQUE BEAM SYSTEM MEANS FEWER LEGS AND MORE SPACE



SCREEN POWER MANAGEMENT



EFFEX LEG COVER



MOBILE CPU TROLLEY



SCREENS COORDINATE NEATLY WITH TWO-TONE DESKTOP





HEIGHT-ADJUSTABLE MOBILE TABLES CREATE EXTRA WORK SURFACES



UNIQUE FILING PEDESTALS SWIVEL FOR EASE OF USE



(Call centre)

Call centres, by their very nature, require lots of work stations, often in a confined area. effex is the perfect solution for combining practicality with an aesthetically pleasing layout, to maximise available floor space.



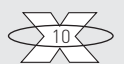
TWO-TONE LINKS PROVIDE EXTRA SURFACES BETWEEN WORK STATIONS




FLOWING CURVES CREATE ERGONOMIC SEATING POSITIONS



*WALNUT CONTRASTS EFFECTIVELY WITH
MULTI-HEIGHT SILVER TABLES*





SCREENS IN VARIOUS FINISHES ADD A DISCREET TOUCH OF PRIVACY



CIRCULAR CLUSTERS WITH SHELVES WORKING WELL IN ANY SETTING



TWIN UPRIGHTS WITH ARCHED BASES GIVE LEGS A DISTINCTIVE LOOK

(Fast track)

effex can be utilised in many cost-effective ways, which makes it ideal for venues like internet cafes, libraries, schools and colleges. Circular tables and links can be used to good effect as communal coffee bars or printer stations.




Even in a compact environment, effex can provide a practical answer as clever height-adjustable tables create extra surfaces. These tables can also be used economically for temporary purposes such as exam rooms, or as extra desking areas in a sales office. The ideal solution to hot desking in a fast track environment.

KEEP IT SIMPLE AND EFFEX LOOKS JUST AS GOOD





AN EFFICIENT LAYOUT FOR LIBRARIES OR TRAINING FACILITIES





PRINTER AND PHONE SUPPORTS CAN BECOME AN EXTENSION TO THE DESK



SPACE-SAVING STORAGE DOUBLES UP AS AN EXTRA LEG



IN A BUSY SALES OFFICE EFFEX IS THE BEST OPTION

(Executive)

Make a statement with effex as the focal point of your office. Contoured modesty panels can complement the look, and radial end storage units provide extra working surfaces.



MAKE ALL THE RIGHT DECISIONS WHEN YOU CHOOSE EFFEX





A unique Hi-Lo shelf accessory increases desktop workspace by providing additional space for office equipment and stationery.



TAKE A BASIC DESK AND ADD A MONITOR STAND, STYLISH MODESTY PANELS OR A GAS-LIFT MONITOR ARM - IDEAL FOR RECEPTION AREAS



pedestals

(Pedestals)

Pedestals in one- or two-tone finish options can provide valuable personal storage facilities in the form of smooth-flow drawers or suspension filing cabinets, all of which are lockable.



MOBILE PEDESTALS WITH 1 & 2-TONE OPTIONS RANGING FROM VERTICAL TO STANDARD 3 DRAWER TO ROTATING SUPPORT PEDESTALS



SINGLE OR TWIN VERTICAL PEDESTALS CLEVERLY DOUBLE UP AS SPACE-SAVING LEGS

STATIC DESK HEIGHT PEDESTALS WITH HORIZONTAL OR VERTICAL BAR HANDLES ADD TO THAT DISTINCTIVE EFFEX APPEAL





CREDENZA UNITS INCLUDE AN ATTRACTIVE GLASS SHELF



WALNUT CONTRASTS EFFECTIVELY WITH A SILVER CARCASS

(Storage)

Storage units are practical additions to the effex range. All-new bar handles are elongated for ease of use, and hinged frosted glass doors emphasise the good looks of these two-tone storage options.



2-TONE HINGED DOOR STORAGE UNIT IN SILVER AND WHITE



2-TONE SIDE OPENING TAMBOUR UNIT WITH WALNUT TOP, SHELVES & SILVER DOORS



2-TONE BASE UNIT WITH HINGED GLASS DOOR TOP UNIT



2-TONE HINGED DOOR STORAGE UNIT IN SILVER & WALNUT

(Modesty) (Panels)



If required, modesty panels are supplied as a standard accessory in silver. For larger orders these attractive convex shaped panels, as well as desk legs, can be supplied in any of our seven fashionable colours.



(General) (Organisation)

Monitors can be accommodated on desktop stands or swivel arms. Unsightly cables are conveniently hidden away, and the hi-lo shelf is the perfect place for the telephone. Effex keeps everything neat for tidy minds to work efficiently. Other items are CPU trolleys, CPU holders, wall mounted monitor brackets, extension arms, printer and phone shelves.



(Screens)

Desking screens give useful privacy and are available as accessories in various materials and finishes. Different shapes and sizes give lots of opportunities to enhance your working environment in your own way.



PERFORATED METAL DESKTOP SCREEN



NO FIXINGS NEEDED



MELAMINE-FACED CHIPBOARD



FROSTED ACRYLIC



FABRIC



ALUMINIUM-FRAMED FABRIC



INTEGRAL POWER AND DATA SUPPLY

(Power) (Management)

We've gone to great lengths to ensure that an effex office is both practical and innovative when it comes to power management. These facilities are all available as optional extras.



POP-UP POWER, PHONE AND DATA SOCKET TOWER



CABLE MANAGEMENT TRUNKING



UNDER-DESK POWER SOCKETS



CABLE MANAGEMENT CLIPS



CABLE MANAGED BEAM LEG

(Desktop) (shapes & options)

Your effex configurations can be as varied as your imagination will allow. Just about any combination of desking, links and extensions can be used to generate the perfect working environment. From individual desks to

height-adjustable mobile tables and hot desking, effex is the ideal solution. Here's a selection of permutations that we've thought of, now it's over to you!

(Link desking & extensions)

Tops and links in the effex range are designed to be both versatile and ergonomically beneficial. But we also want them to create an interesting and unusual effect. Hence the choice of straight, radial, angular, wave,

convex, concave, bow, pear - the list of shape options is almost endless. Whatever your choice, all desk tops are finished with new sleek 2mm edging for a cleaner modern look.

(Desking range & hot desking)

(The Beam System Explained)

A

This shows the exclusive leg share configuration for a four way work station cluster with all standard 800 and 600 legs for the ultimate impact.



B

With this configuration cost takes priority over the aesthetics and therefore all 600 standard return legs, as well as two 800 legs were replaced with far more cost effective pillar legs. Many more options and configurations are achievable and we suggest you consult our CAD department to provide you with the best options for your specific requirements.



C

Standard 800 and 600 beam leg with decorative curved panel and cable management. A decorative black PVC cover conceals the leg share connection when not in use and compliments the overall appearance.



D

Four way pillar beam configuration ideal for four beams meeting at one point for support.

E

Two way 90° beam configuration used when two beams meet at right angles.

F

Two way 180° pillar leg beam configuration is generally used for cost effective leg sharing with desking in a straight line.



G

Three way 120° pillar leg beam configuration is ideal for circular call centres when three beams meet at a point for support.

H

Solo leg for multi-purpose configurations (not suited for beams) is the ultimate problem solver for awkward situations or additional support.

I

A cost effective option is to replace the return steel leg with a desk height pedestal and two angle brackets acting as a multi-functional leg and storage unit.

J

A rotating mobile pedestal has replaced the third steel support leg and can be rotated to suit your workstation ergonomics.

K

This vertical pedestal is once again multi-functional, acting as a support leg as well as storage. Great for compact spaces.

(Board Finishes)

We have added four new board finishes to our already popular range. **Walnut** has a dark grain effect for an executive corporate look. **White** is crisp and clean for a modern environment.

Canadian maple is refreshing and the perfect match for silver leg frames. **Silver** can be combined to great effect, creating a fashionable two-tone finish on our storage and pedestal units.

A unique feature of this range is that our storage and pedestals are offered in two finishes: a 1-Tone & 2-Tone option.

One Tone Finish


With this option the carcass and the face is all one consistent colour. These finishes are available in all board finishes: Walnut, Cherry, Canadian Maple, Japanese Ash, Apple, Beech, Oak, Calva Oak, Silver, Grey and White.

Two Tone Finish


This means that a pedestal /storage unit is broken up into two components: One – the carcass & Two – the face. With the two tone option, the carcass (sides, back, base-plinth) is only offered in a silver MFC finish, with the face (top, face and shelves where applicable) available in any of our 11 colour finishes, creating a stylish and modern look.



JAPANESE ASH



APPLE



CHERRY



BEECH



OAK




CALVA OAK




GREY



SILVER



WHITE



WALNUT



CANADIAN MAPLE

(Colours)

The metal work of this range is standard in a two tone powder coated finish. Bright silver is the core colour and is used on all structural components whereas a darker silver finish is applied to all decorative components such as the leg cover panels as well as the curved modesty infill panel and some accessories.

For larger orders these attractive shaped panels can be supplied in any of seven additional fashionable shades as shown. please contact us for more information.



PEARL OPAL GREEN



PEARL ENZIAN BLUE



PEARL ORANGE



PEARL RUBY



PEARL GOLD



PEARL VIOLET



WHITE



STANDARD SILVER

BEAM LEGS CAN BE SUPPLIED IN FASHIONABLE SHADE OPTIONS FOR LARGER ORDERS