



# oFFice FurniTure

CreaTive Space SoLutions oFFice Furniture

## *Furniture Guide 2013*

*For all your office needs*

Tel No: 0118 328 2349

[sales@creativespacesolutions.co.uk](mailto:sales@creativespacesolutions.co.uk)



[www.creativespacesolutions.co.uk](http://www.creativespacesolutions.co.uk)

# Services

for all your office needs

## UK Manufacture

Over 75,000sqft of specialist manufacturing based in the UK. This state of the art facility ensures first class quality of manufacture, to the highest of British Standards.



## UK Stock Holding

Supported with over 125,000sqft of dedicated office furniture warehousing space. State of the art furniture warehouse ensures speedy, accurate despatch of all products.



## Nationwide Delivery

Standard 7-10 day lead time is available on all stocked products.



## Nationwide Installation Service

Our professional installation teams offer a nationwide Delivery and Installation service at a time that is convenient to you. All packaging is removed from site and your office is ready for use.



## Express Delivery Service (EDS)

24hr Express Delivery Service is available for all products (subject to a surcharge) Orders placed before 4pm are available for next day delivery.



## Site Surveys and Space Planning Service

We have a team of experienced surveyors who can measure and detail an office space to ensure the accuracy of any plan. Our planning department is able to create or suggest designs and floor plans to suit the needs of the space.



## Environmental Policy

As an office furniture supplier, we recognise that our operations have an effect on the local, national and global environment.

As a consequence of this, our company is committed to achieving continual improvement in environmental performance and the prevention of pollution.

As a growing business, we recognise that the pursuit of economic growth and a healthy environment must be closely linked, and that ecological protection and sustainable development are everyone's responsibility. As a supplier we are committed to conducting our operations in compliance with all existing environmental legislation and applicable industry environmental standards.

The company has established mechanisms to identify and quantify the significance of the company's environmental impacts. Similarly, mechanisms have been established to identify and subsequently review environmental objectives and targets within an Environmental Improvement Programme.

## Keep Britain Manufacturing

We are delighted that over 80% of products within this catalogue are manufactured within the UK.

Buying local is a major contributor to assisting the economy and supporting the UK manufacturing industry.

## Quality Furniture

All products are manufactured using the latest manufacturing technology,

ensuring the highest level of quality. This is reflected in the guarantees we offer. All products are designed to comply with the following European and British standards.

BSEN 151372:2008 Strength, durability & safety  
BSEN 527: Design & dimensions

### Seating

BSEN 1335: Design dimensions office seating  
BS 5459: Performance of office seating

### Screens

BS1023: Dimensions of office screens

### Storage

BS 4875: Strength & stability of storage  
BSEN 14073: Office furniture storage strength of Structure  
BSEN 14074: Storage moving parts

# Contents

2013 Office Furniture Guide

## ► Desking



Maestro  
4-13



Momento  
14-19



Maestro 25 GL H  
20-23



Maestro 25 GL CL  
24-31



Maestro 25 SL H  
32-35



Maestro 25 SL CL  
36-43



Maestro 25 PL  
44-51



Largo  
52-57



Vivo II  
58-63



Directiv  
64-69



Adapt  
70-75



Concerto II  
76-81

## ► Storage



Wooden  
82-91



Steel  
92-103

# Contents

2013 Office Furniture Guide

## ▶ Screens



Desk Screens  
104-105



Floor Screens  
106-107

## ▶ Accessories



Accessories  
108-109

## ▶ Tables



Boardroom tables  
110-113




Flexi tables  
114-119



Flip top tables  
120-121

## ▶ Receptions




Receptions  
122-125

## ▶ Seating



Executive/Managers  
126-143



Mesh/Task/Operator  
144-155



Conference/Meeting  
156-163



Reception/Breakout  
164-177

## ▶ Cafe & Bistr



Tables and chairs  
178-187

## ▶ Home Office



Workstations  
188-193



Small Office - Home Office  
194-199

# Maestro

Commercial desking



✦ **Maestro** range of desks has long been established as the entry level 18mm desking system for commercial office furniture. Available in a range of styles and wood finishes, with complementary primary and secondary storage.



*“entry range of desking...”*

## Overview

*Maestro desking is manufactured in the UK to the highest standards.*

*All MFC is produced using sustainable practices, by suppliers who are part of the FSC chain of custody and the WWF foundation assuring that all our material comes from sustainable forestry.*

*All our MFC is tested to the highest standards and meets EN standard EN 14322:2004 as well as being BM Trade Certified to ISO9001:2008, ISO 14001:2004 and OHSAS 18001.*

## Features & Benefits

- ✦ 18mm desk tops
- ✦ 18mm back modesty panel
- ✦ Choice of three leg designs, H Frame, Cantilever or Panel-End
- ✦ All steel legs powder coated finish RAL7012 Graphite Grey
- ✦ All legs are supplied with foot levellers
- ✦ Range of desk mounted screens
- ✦ Range of storage
- ✦ 65mm diameter cable ports

# Maestro



## Commercial Desking



**H Frame Leg:**  
Traditional four leg design complete with adjustable feet, fully welded steel frame for strength and stability.



**Cantilever Leg:**  
Ensures easy movement & space under the desk. Fully welded one piece frame for strength and stability. Adjustable feet.



**Panel Leg:**  
Panel end leg, manufactured from 25mm MFC with 2mm ABS edging. Leg complete with adjustable feet.



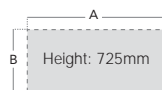
DESK - H7MP2 & H RTP

## Straight desk

CODE	A	B	RRP
H3	754	746	£90.00
H4	1228	746	£105.00
H6	1532	746	£116.00
H7	1786	746	£132.00



Beech (B) Oak (O)

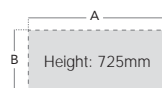


Maestro 18mm top pack, back panel and 'H' Frame leg set. With two cable access ports except H3 which has one port hole only.

## Desk + Side Modesty Panels



Maestro 18mm top pack, back panel, side panels and 'H' Frame leg set. With two cable access ports.



CODE	A	B	RRP
HM4	1228	746	£154.00
HM6	1532	746	£166.00
HM7	1786	746	£187.00

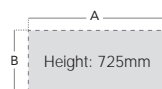


Beech (B) Oak (O)

## Desk + 2 Drawer Pedestal



Maestro 18mm top pack, back panel and 'H' frame leg set with 2 drawer fixed pedestal. With two cable access ports. Accepts A4 & foolscap files. Pedestal can be fitted to left or right hand side.



CODE	A	B	RRP
H4P2	1228	746	£199.00
H6P2	1532	746	£210.00
H7P2	1786	746	£233.00

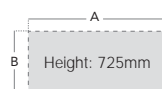


Beech (B) Oak (O)


## Desk + 3 Drawer Pedestal



Maestro 18mm top pack, back panel and 'H' frame leg set with 3 drawer fixed pedestal. With two cable access ports. Pedestal can be fitted to left or right hand side.



CODE	A	B	RRP
H4P3	1228	746	£199.00
H6P3	1532	746	£210.00
H7P3	1786	746	£233.00

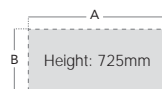


Beech (B) Oak (O)

## Desk + 2 Drawer Pedestal and Side Modesty Panel



Maestro 18mm top pack, back panel, side panel and 'H' frame leg set with 2 drawer fixed pedestal. With two cable access ports. Accepts A4 & foolscap files. Pedestal can be fitted to left or right hand side.



CODE	A	B	RRP
H4MP2	1228	746	£229.00
H6MP2	1532	746	£241.00
H7MP2	1786	746	£263.00

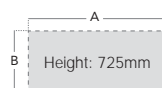


Beech (B) Oak (O)

## Desk + 3 Drawer Pedestal and Side Modesty Panel



Maestro 18mm top pack, back panel, side panel and 'H' frame leg set with 3 drawer fixed pedestal. With two cable access ports. Pedestal can be fitted to left or right hand side.



CODE	A	B	RRP
H4MP3	1228	746	£229.00
H6MP3	1532	746	£241.00
H7MP3	1786	746	£263.00

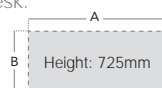


Beech (B) Oak (O)

## Desk + 2 and 3 Drawer Pedestals



Maestro 18mm top pack, back panel and 'H' frame leg set. With fixed 3 & 2 drawer fixed pedestals. With two cable access ports. Accepts A4 & foolscap files. Pedestals can be fitted to either side of desk.



CODE	A	B	RRP
H6P23	1532	746	£317.00
H7P23	1786	746	£339.00

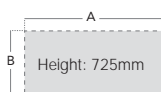


Beech (B) Oak (O)


## Desk with 2 and 2 Drawer Pedestals



Maestro 18mm top pack, back panel and 'H' frame leg set. With 2 & 2 drawer fixed pedestals. With two cable access ports. Accepts A4 & foolscap files.



CODE	A	B	RRP
H6P22	1532	746	£317.00
H7P22	1786	746	£339.00

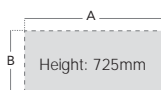


Beech (B) Oak (O)

## Desk with 3 and 3 Drawer Pedestals



Maestro 18mm top pack, back panel and 'H' frame leg set. With 3 & 3 drawer fixed pedestals. With two cable access ports.



CODE	A	B	RRP
H6P33	1532	746	£317.00
H7P33	1786	746	£339.00

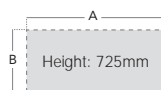


Beech (B) Oak (O)


## Return Unit



Maestro return unit with 18mm top pack, back panel and 'H' frame leg set (universal left or right).



CODE	A	B	RRP
HRT	980	500	£110.00

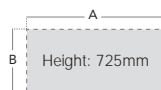


Beech (B) Oak (O)

## Return Unit And Tambour



Maestro return unit with 18mm top, back panel and H frame leg set. With fixed tray pedestal with tambour door (universal left or right)



CODE	A	B	RRP
H RTP	980	500	£180.00

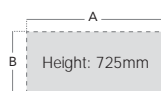


Beech (B) Oak (O)

## Straight desk



Maestro 18mm top pack, back panel and cantilever leg set. With two cable access ports except C3 which has one port hole only.



CODE	A	B	RRP
C3	754	746	£139.00
C4	1228	746	£142.00
C6	1532	746	£154.00
C7	1786	746	£176.00

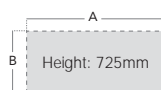


Beech (B) Oak (O)

## Desk with 2 Drawer Pedestal



Maestro 18mm top pack, back panel and Cantilever leg set. With 2 drawer fixed pedestal. With two cable access ports. Accepts A4 & foolscap files. Pedestal can be fitted to left or right hand side.



CODE	A	B	RRP
C4P2	1228	746	£248.00
C6P2	1532	746	£260.00
C7P2	1786	746	£282.00

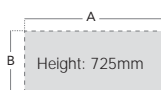


Beech (B) Oak (O)


## Desk with 3 Drawer Pedestal



Maestro 18mm top pack, back panel and Cantilever leg set. With 3 drawer fixed pedestal. With two cable access ports. Pedestal can be fitted to left or right hand side.



CODE	A	B	RRP
C4P3	1228	746	£248.00
C6P3	1532	746	£260.00
C7P3	1786	746	£282.00

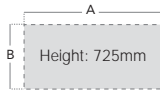


Beech (B) Oak (O)

## Desk with 2 and 3 Drawer Pedestals



Maestro 18mm top pack, back panel and cantilever Leg set. With 3 & 2 drawer fixed pedestals. With two cable access ports. Accepts A4 & foolscap files. Pedestals can be fitted to either side.



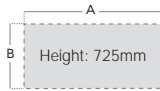
CODE	A	B	RRP
C6P23	1532	746	£366.00
C7P23	1786	746	£388.00



## Desk with 2 and 2 Drawer Pedestals



Maestro 18mm top pack, back panel and cantilever leg set. With 2 & 2 drawer fixed pedestals. With two cable access ports. Accepts A4 & foolscap files.



CODE	A	B	RRP
C6P22	1532	746	£366.00
C7P22	1786	746	£388.00



## Desk with 3 and 3 Drawer Pedestals



Maestro 18mm top pack, back panel and cantilever leg set. With 3 & 3 drawer fixed pedestals. With two cable access ports.



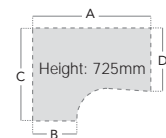
CODE	A	B	RRP
C6P33	1532	746	£366.00
C7P33	1786	746	£388.00



## Left Hand Ergonomic Desk



Maestro 18mm top pack, back panel and cantilever leg set. With two cable access ports.



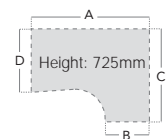
CODE	A	B	C	D	RRP
ME15L	1524	600	1150	746	£303.00
ME18L	1778	600	1150	746	£343.00



## Right Hand Ergonomic Desk



Maestro 18mm top pack, back panel and cantilever leg set. With two cable access ports.



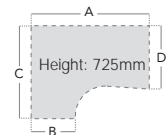
CODE	A	B	C	D	RRP
ME15R	1524	600	1150	746	£303.00
ME18R	1778	600	1150	746	£343.00



## Left Hand Ergonomic Desk + 2 Drawer Pedestal



Maestro 18mm top pack, back panel and cantilever leg set. With 2 drawer fixed pedestal. With two cable access ports. Accepts A4 & foolscap files.



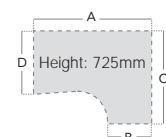
CODE	A	B	C	D	RRP
ME18LP2	1778	600	1150	746	£449.00



## Right Hand Ergonomic Desk + 2 Drawer Pedestal



Maestro 18mm top pack, back panel and cantilever leg set. With 2 drawer fixed pedestal. With two cable access ports. Accepts A4 & foolscap files.



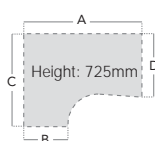
CODE	A	B	C	D	RRP
ME18RP2	1778	600	1150	746	£449.00



## Left Hand Ergonomic Desk + 3 Drawer Pedestal



Maestro 18mm top pack, back panel and cantilever leg set. With 3 drawer fixed pedestal. Two cable access ports.



CODE	A	B	C	D	RRP
ME18LP3	1778	600	1150	746	£449.00

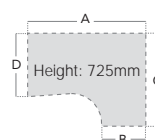


Beech (B) Oak (O)

## Right Hand Ergonomic Desk + 3 Drawer Pedestal



Maestro 18mm top pack, back panel and cantilever leg set. With 3 drawer fixed pedestal. Two cable access ports.



CODE	A	B	C	D	RRP
ME18RP3	1778	600	1150	746	£449.00

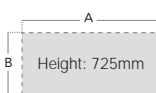


Beech (B) Oak (O)

## Straight Desk



Maestro 18mm top pack, back panel and Panel end leg set. With two cable access ports except S3 which has one port hole only.



CODE	A	B	RRP
S3	754	746	£142.00
S4	1228	746	£145.00
S6	1532	746	£157.00
S7	1786	746	£179.00

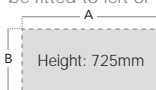


Beech (B) Oak (O)


## Desk with 2 Drawer Pedestal



Maestro 18mm top pack, back panel and Panel end leg set. With 2 drawer fixed pedestal. With two cable access ports. Accepts A4 & foolscap files. Pedestal can be fitted to left or right hand side.



CODE	A	B	RRP
S4P2	1228	746	£251.00
S6P2	1532	746	£263.00
S7P2	1786	746	£285.00



Beech (B) Oak (O)

## Desk with 3 Drawer Pedestal



Maestro 18mm top pack, back panel and Panel end leg set. With 3 drawer fixed pedestal. With two cable access ports. Pedestal can be fitted to left or right hand side.



CODE	A	B	RRP
S4P3	1228	746	£251.00
S6P3	1532	746	£263.00
S7P3	1786	746	£285.00

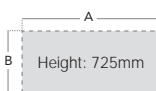


Beech (B) Oak (O)

## Desk with 2 and 3 Drawer Pedestals



Maestro 18mm top pack, back panel and Panel end leg set. With 3 & 2 drawer fixed pedestals. With two cable access ports. Accepts A4 & foolscap files. Pedestals can be fitted to either side.



CODE	A	B	RRP
S6P23	1532	746	£369.00
S7P23	1786	746	£391.00

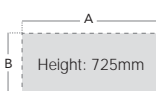


Beech (B) Oak (O)

## Desk with 2 and 2 Drawer Pedestals



Maestro 18mm top pack, back panel and Panel end leg set. With 2 & 2 drawer fixed pedestals. With two cable access ports. Accepts A4 & foolscap files.



CODE	A	B	RRP
S6P22	1532	746	£369.00
S7P22	1786	746	£391.00

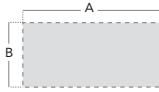


Beech (B) Oak (O)

## Desk with 3 and 3 Drawer Pedestals



Maestro 18mm top pack, back panel and panel end leg set. With 3 & 3 drawer fixed pedestals. With two cable access ports.



CODE	A	B	RRP
S6P33	1532	746	£369.00
S7P33	1786	746	£391.00

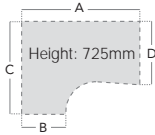


Beech (B) Oak (O)

## Left Hand Ergonomic Desk



Maestro 18mm top pack, back panel and panel end leg set. With two cable access ports.



CODE	A	B	C	D	RRP
MES15L	1524	600	1150	746	£304.00
MES18L	1778	600	1150	746	£344.00

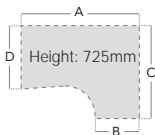


Beech (B) Oak (O)


## Right Hand Ergonomic Desk



Maestro 18mm top pack, back panel and panel end leg set. With two cable access ports.



CODE	A	B	C	D	RRP
MES15R	1524	600	1150	746	£304.00
MES18R	1778	600	1150	746	£344.00

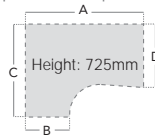


Beech (B) Oak (O)

## Left Hand Ergonomic Desk + 2 Drawer Pedestal



Maestro 18mm top pack, back panel and panel end leg set. With 2 drawer fixed pedestal. With two cable access ports. Accepts A4 & foolscap files



CODE	A	B	C	D	RRP
MES18LP2	1778	600	1150	746	£450.00

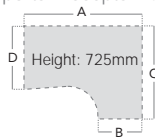


Beech (B) Oak (O)


## Right Hand Ergonomic Desk + 2 Drawer Pedestal



Maestro 18mm top pack, back panel and panel end leg set. With 2 drawer fixed pedestal. With two cable access ports. Accepts A4 & foolscap files



CODE	A	B	C	D	RRP
MES18RP2	1778	600	1150	746	£450.00

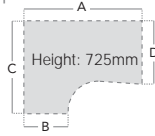


Beech (B) Oak (O)

## Left Hand Ergonomic Desk + 3 Drawer Pedestal



Maestro 18mm top pack, back panel and panel end leg set. With 3 drawer fixed pedestal. With two cable access ports.



CODE	A	B	C	D	RRP
MES18LP3	1778	600	1150	746	£450.00

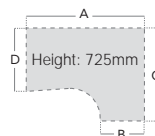


Beech (B) Oak (O)

## Right Hand Ergonomic Desk + 3 Drawer Pedestal



Maestro 18mm top pack, back panel and panel end leg set. With 3 drawer fixed pedestal. With two cable access ports.



CODE	A	B	C	D	RRP
MES18RP3	1778	600	1150	746	£450.00

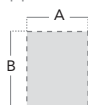


Beech (B) Oak (O)

## Standard 2 and 3 Drawer Mobile Pedestals



25M2 with one filing drawer and one shallow drawer (fully locking). Accepts both A4 & Foolscap Files. 25M3 with three shallow drawers (fully locking). Supplied with two keys.



Height: 607mm

CODE	A	B	DRAWERS	RRP
25M2	424	600	2 Drawer	£166.00
25M3	424	600	3 Drawer	£166.00

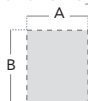


Beech (B) Oak (O)

## Desk End Pedestal




Two box and one filing drawer, fully lockable with adjustable feet. Accepts A4 & foolscap files. Supplied with two keys.



Height: 725mm

CODE	A	B	RRP
DEP3	410	600	£222.00
74 DP3	410	746	£245.00

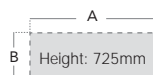


Beech (B) Oak (O)

## Printer Table



Ideal for printers, low storage shelf. 18mm MFC top and steel frame.



Height: 725mm

CODE	A	B	RRP
TT	726	390	£104.00

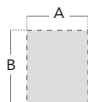


Beech (B) Oak (O)

## Filing Cabinets



With full drawer extension, ball bearing runners, fully lockable anti-tilt mechanism. 45Kg drawer weight loading. Accepts only foolscap files. Supplied with two keys.



CODE	A	B	Height	Drawers	RRP
OF2	478	650	723	2	£235.00
OF3	478	650	1038	3	£254.00
OF4	478	650	1353	4	£279.00



Beech (B) Oak (O)


## Bookcases



18mm thick MFC carcass with hardboard backs. Optional extra shelf available.



CODE	A	B	Height	RRP
LBC	756	306	725	£95.00
BC	756	306	1236	£109.00
TBC	756	306	1620	£137.00
HBC	756	306	2004	£173.00
SBC	Optional Shelf			£38.00



Beech (B) Oak (O) Maple (M)

## Extension Table



This product comes complete with cantilever legs. One cable access port.



Height: 725mm

CODE	A	B	RRP
MEX8	746	600	£158.00

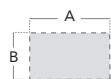


Beech (B)

## Sliding Door Cupboard



Supplied with one shelf. Suitable against any Maestro desk.



Height: 725mm

CODE	A	B	RRP
MSD	746	600	£214.00

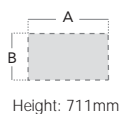


Beech (B)

## Low Stationery Cupboard



US - Supplied with one shelf.



Height: 711mm

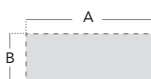
CODE	A	B	RRP
US	762	484	£195.00

 Beech (B)

## Tall Stationery Cupboard



Supplied with two adjustable shelves and one fixed shelf.



Height: 1524mm

CODE	A	B	RRP
SC	762	464	£225.00

 Beech (B)

## Maestro Screens



CODE	A	B	RRP
MS4	1228	350	£105.00
MS5*	1150	350	£99.00
MS6	1524	350	£121.00
MS7	1778	350	£126.00

Please Note: Screens must be ordered with fabric selection below 'Blue' - e.g. **MS4-B**



MFC core with a foam layer and upholstered in fabric, 40mm depth. Screens are made to order. Alternative colours available POA.

\* Please note: MS5 = Return of Ergonomic desk



# Momento

Commercial desking



➤ **Momento** An entry level commercial desking range that offers a new colour trend to the office environment. Comprising of 25mm desk tops with fully welded steel double upright cantilever leg frames. Momento offers a number of different combinations of desks, pedestals, cupboards and bookcases.



*“Woodland Beech or White...”*

## Overview

Momento is manufactured in the UK to the highest standards.

*All MFC is produced using sustainable practices, by suppliers who are part of the FSC chain of custody and the WWF foundation assuring that all our material comes from sustainable forestry.*

*All our MFC is tested to the highest standards and meets EN standard EN 14322:2004 as well as being BM Trade Certified to ISO9001:2008, ISO 14001:2004 and OHSAS 18001.*

## Features & Benefits

- 25mm MFC desktop
- 65mm diameter cable ports in desk top
- 18mm MFC back modesty
- Fully welded leg design
- Double upright steel legs for strength and stability
- Stylish curved handles on Beech storage
- Contemporary handles on white storage

# Momento



## Commercial desking



➤ **Colour trend:**  
Available in a choice of Woodland Beech or White.



➤ **Cantilever Leg:**  
Double upright, fully welded leg for strength and stability. Adjustable feet.



➤ **Storage:**  
A wide range of contemporary storage accompanies this range to suit all office environments.



DESK - M1S14

## Momento Straight Desk

CODE	A	B	RRP
M1S10	1000	800	£193.00
M1S12	1200	800	£197.00
M1S14	1400	800	£205.00
M1S16	1600	800	£212.00
M1S18	1800	800	£264.00

Woodland Beech (B) White (WH)

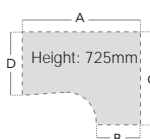


25mm desk tops, 3mm ABS edging, double upright leg design. Adjustable feet. Cable ports.

## Momento Right Hand Ergonomic Desk



25mm desk tops, 3mm ABS edging, double upright leg design. Adjustable feet. Cable ports.




CODE	A	B	C	D	RRP
M1E16R	1600	600	1200	800	£310.00

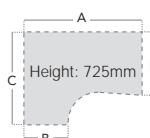
Woodland Beech (B) White (WH)



## Momento Left Hand Ergonomic Desk



25mm desk tops, 3mm ABS edging, double upright leg design. Adjustable feet. Cable ports.



CODE	A	B	C	D	RRP
M1E16L	1600	600	1200	800	£310.00

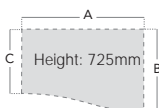
Woodland Beech (B) White (WH)



## Momento Right Hand Wave Desk



25mm desk tops, 3mm ABS edging, double upright leg design. Adjustable feet. Cable ports.



CODE	A	B	C	RRP
M1W12R	1200	990	800	£223.00
M1W14R	1400	990	800	£237.00
M1W16R	1600	990	800	£250.00

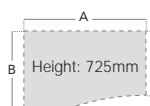
Woodland Beech (B) White (WH)



## Momento Left Hand Wave Desk



25mm desk tops, 3mm ABS edging, double upright leg design. Adjustable feet. Cable ports.



CODE	A	B	C	RRP
M1W12L	1200	990	800	£223.00
M1W14L	1400	990	800	£237.00
M1W16L	1600	990	800	£250.00

Woodland Beech (B) White (WH)



## 2 Drawer Mobile Pedestal



25mm MFC top, 18mm MFC carcass, lockable drawers, metal drawer runners, solid drawer sides, accommodates both A4 and foolscap files.



CODE	A	B	DRAWERS	RRP
MOM2MP	424	600	2 Drawer	£166.00

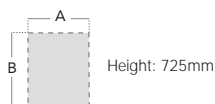
Woodland Beech (B) White (WH)



## Desk High Pedestal



Two box and one filing drawer, fully lockable with adjustable feet. Accepts both A4 and Foolscap files.



CODE	A	B	DRAWERS	RRP
MOM600P	424	600	3 Drawer	£237.00
MOM800P	424	800	3 Drawer	£260.00

Woodland Beech (B) White (WH)



## Momento Deluxe Executive Filing Cabinets + Silver Handles



Anti-tilt, 100% extension ball bearing runners, fully locking, 45Kg drawer weight loading. Supplied with handles, accepts foolscap only.



CODE	A	B	H	DRAWERS	RRP
MF2	480	650	730	2 Drawers	£235.00
MF3	480	650	1045	3 Drawers	£254.00
MF4	480	650	1360	4 Drawers	£279.00

Woodland Beech (B) White (WH)



## Momento Bookcase



Solid 18mm back, 25mm tops. Adjustable shelves.



CODE	HEIGHT	SHELVES	RRP
ML	740	1	£127.00
MM	1440	3	£194.00
MT	1790	4	£252.00

Woodland Beech (B) White (WH)



Momento Cupboard



Solid 18mm back, 25mm tops adjustable shelves, metal handles, lockable.



CODE	HEIGHT	SHELVES	RRP
MLC	740	1	£194.00
MMC	1440	3	£273.00
MTC	1790	4	£357.00



Momento Meeting Table



Straight meeting table with steel leg frame.



CODE	A	B	RRP
SBT16	1600	800	£178.00
SBT20	2000	800	£215.00



# Maestro 25 GL



Commercial desking "H" Frame



▶ **The Maestro 25 GL** range of desks is an entry level 25mm commercial desking system. The fully welded "H" frame leg design offers a traditional design solution. Primary and secondary storage completes the range.



*"4 leg Graphite frame..."*

## Overview

Maestro 25 GL is manufactured in the UK using the latest CNC machinery

All MFC is produced using sustainable practices, by suppliers who are part of the FSC chain of custody and the WWF foundation assuring that all our material comes from sustainable forestry.

All our MFC is tested to the highest standards and meets EN standard EN 14322:2004 as well as being BM Trade Certified to ISO9001:2008, ISO 14001:2004 and OHSAS 18001.

## Features & Benefits

- ▶ 25mm desk top
- ▶ 18mm MFC back modesty panel
- ▶ Fully welded leg frames for strength and stability
- ▶ Adjustable feet
- ▶ Legs painted in Graphite (RAL 7012)
- ▶ All desks come with 65mm diameter cable ports
- ▶ Wave desks allows 1 fixed pedestal on 800mm end
- ▶ Ergonomic desks allows 1 fixed pedestal on 800mm end

# Maestro 25 GL



## ▶ Graphite "H" Frame Leg



▶ **H Frame Leg:**  
Fully welded steel frame complete with adjustable feet.



▶ **Screens:**  
Choice of screen styles, sizes and colours complement the range.



▶ **Storage:**  
A wide range of contemporary storage accompanies this range to suit all office environments.



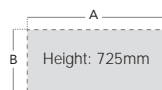
DESK - MH16P3G

# Maestro 25 GL Commercial Desking - Graphite 'H' Frame Leg

Colours available in Beech and Oak.  
Please add suffix when ordering eg. M8G in Beech = M8GB

## Straight desk

CODE	A	B	RRP
M8G	800	800	£150.00
M10G	1000	800	£153.00
M12G	1200	800	£159.00
M14G	1400	800	£168.00
M16G	1600	800	£175.00
M18G	1800	800	£227.00

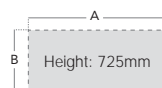


Maestro 25mm top pack, with Graphite 'H' Frame leg set. Two cable access ports except M8G which has one port hole only.

## Straight Desk with Side Modesty Panels



Maestro 25mm top pack, back and side panels. With Graphite 'H' Frame leg set. Two cable access ports.



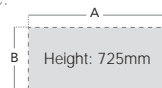
CODE	A	B	RRP
MH12G	1200	800	£229.00
MH14G	1400	800	£238.00
MH16G	1600	800	£244.00
MH18G	1800	800	£297.00



## Straight Desk with 2 Drawer Pedestal



Maestro 25mm top pack, with Graphite 'H' Frame leg set. Two cable access ports and fixed 2 drawer lockable pedestal. Accepts A4 & foolscap files. Pedestal can be fitted to left or right hand side.



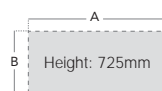
CODE	A	B	RRP
MH12P2G	1200	800	£298.00
MH14P2G	1400	800	£307.00
MH16P2G	1600	800	£313.00
MH18P2G	1800	800	£366.00



## Straight Desk with 3 Drawer Pedestal



Maestro 25mm top pack, with Graphite 'H' Frame leg set. Two cable access ports and fixed 3 drawer lockable pedestal. Pedestal can be fitted to left or right hand side.



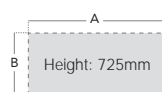
CODE	A	B	RRP
MH12P3G	1200	800	£298.00
MH14P3G	1400	800	£307.00
MH16P3G	1600	800	£313.00
MH18P3G	1800	800	£366.00



## Straight Desk with 2 and 2 Drawer Pedestals



Maestro 25mm top, with Graphite 'H' Frame leg set. Two cable access ports, with fixed double 2 drawer lockable pedestals. Accepts A4 & foolscap files



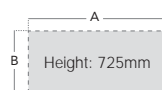
CODE	A	B	RRP
MH16P22G	1600	800	£382.00
MH18P22G	1800	800	£434.00



## Straight Desk with 2 and 3 Drawer Pedestals



Maestro 25mm top, with Graphite 'H' Frame leg set. Two cable access ports, with fixed 2 & 3 drawer lockable pedestals. Accepts A4 & foolscap files. Pedestals can be fitted either side.



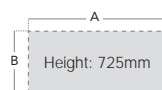
CODE	A	B	RRP
MH16P23G	1600	800	£382.00
MH18P23G	1800	800	£434.00



## Straight Desk with 3 and 3 Drawer Pedestals



Maestro 25mm top, with Graphite 'H' Frame leg set. Two cable access ports, with fixed double 3 drawer lockable pedestals.



CODE	A	B	RRP
MH16P33G	1600	800	£382.00
MH18P33G	1800	800	£434.00



# Maestro 25 GL



Commercial desking - Cantilever Leg Frame



▶ **The Maestro 25 GL** range of desks is an entry level 25mm commercial desking system. Available with Graphite fully welded cantilever leg frames, in a range of styles and finishes with complementary primary and secondary storage.



*"Graphite cantilever frame..."*

## Overview

Maestro 25 GL is manufactured in the UK using the latest CNC machinery.

All MFC is produced using sustainable practices, by suppliers who are part of the FSC chain of custody and the WWF foundation assuring that all our material comes from sustainable forestry.

All our MFC is tested to the highest standards and meets EN standard EN 14322:2004 as well as being BM Trade Certified to ISO9001:2008, ISO 14001:2004 and OHSAS 18001.

## Features & Benefits

- ▶ 25mm desk top
- ▶ 18mm MFC back modesty panel
- ▶ Fully welded double cantilever leg frames for strength and stability
- ▶ Legs painted in Graphite (RAL 7012)
- ▶ Adjustable feet
- ▶ All desks come with 65mm diameter cable ports
- ▶ Wave desks allows 1 fixed pedestal on 800mm end
- ▶ Ergonomic desks allows 1 fixed pedestal on 800mm end

# Maestro 25 GL



## ▶ Graphite Cantilever Leg Frame



▶ **Cantilever Leg:**  
Double cantilever leg design  
manufactured from steel for strength  
and stability. Adjustable feet.



▶ **Screens:**  
Choice of screen styles, sizes and  
colours complement the range.




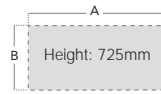

▶ **Storage:**  
A wide range of contemporary  
storage accompanies this range to  
suit all office environments.



DESK - 25GER16

## Straight desk

CODE	A	B	RRP
MC8G	800	800	£186.00
MC10G	1000	800	£193.00
MC12G	1200	800	£197.00
MC14G	1400	800	£205.00
MC16G	1600	800	£212.00
MC18G	1800	800	£264.00

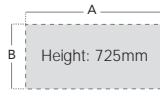


Deluxe double upright Graphite cantilever leg for greater strength. With two cable access ports in a 25mm top except MC8G which has one cable access port only.

## Straight Desk with 2 Drawer Pedestal



Deluxe double upright Graphite cantilever leg for greater strength. With two cable access ports in a 25mm top. With fixed 2 drawer pedestal. Accepts A4 & foolscap files. Pedestal can be fitted to left or right hand side.



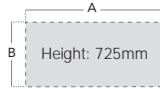
CODE	A	B	RRP
MC12P2G	1200	800	£300.00
MC14P2G	1400	800	£309.00
MC16P2G	1600	800	£315.00
MC18P2G	1800	800	£368.00



## Straight Desk with 3 Drawer Pedestal



Deluxe double upright Graphite cantilever leg for greater strength. With two cable access ports in a 25mm top. With fixed 3 drawer lockable pedestal. Pedestal can be fitted to left or right hand side.



CODE	A	B	RRP
MC12P3G	1200	800	£300.00
MC14P3G	1400	800	£309.00
MC16P3G	1600	800	£315.00
MC18P3G	1800	800	£368.00




## Straight Desk with 2 and 2 Drawer Pedestals



Deluxe double upright Graphite cantilever leg for greater strength. With two cable access ports in a 25mm top. With fixed double 2 drawer lockable pedestals. Accepts A4 & foolscap files.



CODE	A	B	RRP
MC16P22G	1600	800	£419.00
MC18P22G	1800	800	£472.00



## Straight Desk with 2 and 3 Drawer Pedestals



Deluxe double upright Graphite cantilever leg for greater strength. With two cable access ports in a 25mm top. With fixed 2 & 3 drawer lockable pedestals. Accepts A4 & foolscap files.



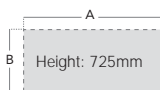
CODE	A	B	RRP
MC16P23G	1600	800	£419.00
MC18P23G	1800	800	£472.00



## Straight Desk with 3 and 3 Drawer Pedestals



Deluxe double upright Graphite cantilever leg for greater strength. With two cable access ports in a 25mm top. With fixed double 3 drawer lockable pedestals.



CODE	A	B	RRP
MC16P33G	1600	800	£419.00
MC18P33G	1800	800	£472.00

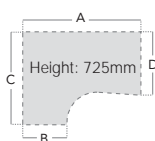


# Maestro 25 GL Commercial Desking - Graphite Cantilever Leg


## Left Hand Ergonomic Desk



Graphite, deluxe double upright cantilever leg for greater strength. With two cable access ports in a 25mm top. Accepts one fixed pedestal on 800mm end.



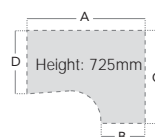
CODE	A	B	C	D	RRP
25GEL16	1600	600	1200	800	£310.00
25GEL18	1800	600	1200	800	£351.00




## Right Hand Ergonomic Desk



Graphite, deluxe double upright cantilever leg for greater strength. With two cable access ports in a 25mm top. Accepts one fixed pedestal on 800mm end.



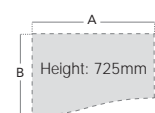
CODE	A	B	C	D	RRP
25GER16	1600	600	1200	800	£310.00
25GER18	1800	600	1200	800	£351.00




## Left Hand Wave Desk



Graphite, deluxe double upright cantilever leg for greater strength. With two cable access ports in a 25mm top. Accepts one fixed pedestal on 800mm end.



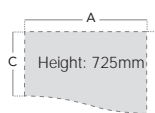
CODE	A	B	C	RRP
25GWL12	1200	990	800	£223.00
25GWL14	1400	990	800	£237.00
25GWL16	1600	990	800	£250.00




## Right Hand Wave Desk



Graphite, deluxe double upright cantilever leg for greater strength. With two cable access ports in a 25mm top. Accepts one fixed pedestal on 800mm end.



CODE	A	B	C	RRP
25GWR12	1200	990	800	£223.00
25GWR14	1400	990	800	£237.00
25GWR16	1600	990	800	£250.00

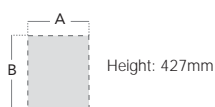


# Maestro 25 GL Commercial Desking - Storage "H" & Cantilever Frames


## 2 and 3 Drawer Fixed Pedestals



252F with one filing drawer and one box drawer, fully locking. Accepts both A4 & foolscap files. 253F with three box drawers (fully locking).



CODE	A	B	DRAWERS	RRP
252F	416	590	2 Drawers	£102.00
253F	416	590	3 Drawers	£102.00



## 2 and 3 Drawer Mobile Pedestals



25M2 with one filing drawer and one shallow drawer (fully locking). Accepts both A4 & foolscap files. 25M3 with three shallow drawers (fully locking).



CODE	A	B	DRAWERS	RRP
25M2	424	600	2 Drawers	£166.00
25M3	424	600	3 Drawers	£166.00




## Desk High Pedestal



Two box and one filing drawer, fully lockable with adjustable feet. Accepts both A4 and foolscap files. \*Note carcass 600mm deep.



CODE	A	B	RRP
M25DH6	424	600	£237.00
M25DH8	424	800	£260.00



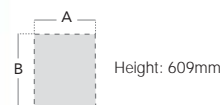
## 2 and 3 Drawer Deluxe Mobile Pedestals




CH2 used on DMP2.

CH3 Used on DMP3.

With metalbox drawer and solid 18mm drawer base. DMP2 with 1 shallow drawer and 1 filing drawer. DMP3 with 3 shallow drawers, both fully locking, DMP2 accepts both A4 & foolscap files. Handles optional.



CODE	A	B	DRAWERS	RRP
DMP2	426	600	2 Drawers	£249.00
DMP3	426	600	3 Drawers	£249.00



Customise your pedestals with these stylish handles.  
*Bow Handles*

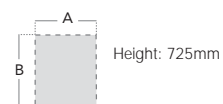
CODE	QUANTITY	RRP
CH2	2 Handles	£14.00
CH3	3 Handles	£18.00

Finish: Matt Nickel (Zinc Alloy)


## 3 Drawer Desk High Deluxe Pedestal



P63: 600mm deep, designed to fit at 600mm side of ergonomic desk. P83: 800mm deep, designed to fit alongside all 800mm deep desks. Both fully locking, metalbox drawer surrounds with 18mm solid drawer base, accepts both A4 & foolscap files. Handles optional.



CODE	A	B	RRP
P63	426	600	£272.00
P83	426	800	£300.00



Customise your pedestals with these stylish handles.  
*Bow Handles*

CODE	QUANTITY	RRP
CH3	3 Handles	£18.00

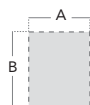
Finish: Matt Nickel (Zinc Alloy)

# Maestro 25 GL Commercial Desking - Additional Storage "H" & Cantilever Frames

## Deluxe Executive Filing Cabinets + Silver Handles



Anti-tilt, 100% extension ball bearing runners, fully locking, 45Kg drawer weight loading. Supplied with handles. Accepts foolscap only.



CODE	A	B	H	DRAWERS	RRP
LF2	480	650	730	2 Drawers	£240.00
LF3	480	650	1045	3 Drawers	£265.00
LF4	480	650	1360	4 Drawers	£303.00

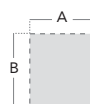


Beech (B) Oak (O) Maple (M)

## Executive 2 Drawer Side Filer



Fully locking, anti-tilt, accepts both A4 & foolscap files, 45Kg drawer weight loading, 100% extension ball bearing runners, Handles optional.



Height: 725mm

CODE	A	B	RRP
DSF2	800	600	£381.00



Beech (B) Oak (O) Maple (M)



Customise your pedestals with these stylish handles.  
*Bow Handles*

CODE	QUANTITY	RRP
CH4	4 Handles	£24.00

Finish: Matt Nickel (Zinc Alloy)

## Deluxe Desk High Bookcase / Double Door Cupboard




Desk high, 600mm deep unit, 1 adjustable shelf, can be used as desk end storage. Cupboards are fully lockable.

\*Please Note: DHCC supplied with handles.



Height: 725mm

CODE	A	B	DESCRIPTION	RRP
DHBC	800	600	Bookcase	£122.00
DHCC	800	600	Double Door Cupboard	£173.00



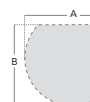
Beech (B) Oak (O) Maple (M)

## Desk End Radial Conference Table



This conference table is supplied with one silver radial support leg.

\*Please Note: these extension tables are not recommended for sitting on. Compatible only with cantilever framed desks.



Height: 725mm

CODE	A=DIAMETER	B	RRP
ECD	1200	1045	£198.00



Beech (B) Oak (O) Maple (M)

## Cable Management Tray



Drop down cable management tray. Wire cable tray drops to expose cables fitted with plastic end covers.

Note: Specify sizes shorter than desk size eg: 1600 desk use WB1400-S

CODE	DESCRIPTION	RRP
WB0800-S	WIDTH: 800mm	£49.00
WB1000-S	WIDTH: 1000mm	£52.00
WB1200-S	WIDTH: 1200mm	£57.00
WB1400-S	WIDTH: 1400mm	£60.00

Finish: Silver

## Vertical Cable Riser



Keeps cable neat, tidy and out of sight when rising to desktop.

CODE	DESCRIPTION	RRP
CTV	Vertical Cable Management	£51.00



Finish: Silver



# Maestro 25 SL



Commercial desking - "H" Leg Frame



✦ **The Maestro 25 SL** range of desks is an entry level 25mm commercial desking system. Fully welded Silver "H" frame leg design offers an excellent solution, either stand alone or in cluster groups.



## Overview

Maestro 25SL is manufactured in the UK to the highest standards.

All MFC is produced using sustainable practices. By suppliers who are part of the FSC chain of custody and the WWF foundation assuring that all our material comes from sustainable forestry.

All our MFC is tested to the highest standards and meets EN standard EN 14322:2004 as well as being BM Trade Certified to ISO9001:2008, ISO 14001:2004 and OHSAS 18001.

## Features & Benefits

- ✦ 25mm desk top
- ✦ 18mm MFC back modesty panel
- ✦ Fully welded leg frames for strength and stability
- ✦ Adjustable feet
- ✦ Legs painted in Silver (RAL 9006)
- ✦ 65mm diameter cable ports
- ✦ Wave desks allows 1 fixed pedestal on 800mm end
- ✦ Ergonomic desks allows 1 fixed pedestal on 800mm end

# Maestro 25 SL



## ✦ Silver "H" Frame Leg



✦ **"H" Frame Leg:**  
Traditional "H" frame design with adjustable feet.



✦ **Screens:**  
Choice of screen styles, sizes and colours compliment the range.



✦ **Storage:**  
A wide range of contemporary storage accompanies this range to suit all office environments.



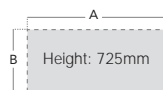
DESK - MH16S & DHBC

# Maestro 25 SL Commercial Desking - Silver 'H' Frame Leg

Colours available in Beech, Oak and Maple.  
Please add suffix when ordering eg. M8S in Beech = M8SB

## Straight desk

CODE	A	B	RRP
M8S	800	800	£150.00
M10S	1000	800	£153.00
M12S	1200	800	£159.00
M14S	1400	800	£168.00
M16S	1600	800	£175.00
M18S	1800	800	£227.00

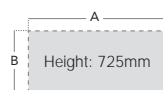


Maestro 25mm top pack, with Silver 'H' frame leg set. Two cable access ports except M8S which has one port hole only.

## Straight Desk with Side Modesty Panels



Maestro 25mm top pack, back and side panels with Silver 'H' frame leg set. Two cable access ports.



CODE	A	B	RRP
MH12S	1200	800	£229.00
MH14S	1400	800	£238.00
MH16S	1600	800	£244.00
MH18S	1800	800	£297.00



## Straight Desk with 2 Drawer Pedestal



Maestro 25mm top pack, with Silver 'H' frame leg set. Two cable access ports and fixed 2 drawer lockable pedestal. Accepts A4 & foolscap files. Pedestal can be fitted to left or right hand side.



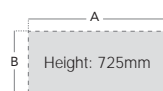
CODE	A	B	RRP
MH12P2S	1200	800	£298.00
MH14P2S	1400	800	£307.00
MH16P2S	1600	800	£313.00
MH18P2S	1800	800	£366.00




## Straight Desk with 3 Drawer Pedestal



Maestro 25mm top pack, with Silver 'H' frame leg set. Two cable access ports and fixed 3 drawer lockable pedestal. Pedestal can be fitted to left or right hand side.



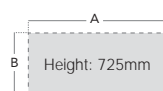
CODE	A	B	RRP
MH12P3S	1200	800	£298.00
MH14P3S	1400	800	£307.00
MH16P3S	1600	800	£313.00
MH18P3S	1800	800	£366.00




## Straight Desk with 2 and 2 Drawer Pedestals



Maestro 25mm top, with Silver 'H' frame leg set. Two cable access ports, with fixed double 2 drawer lockable pedestals. Accepts A4 & foolscap files.



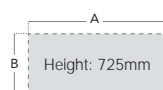
CODE	A	B	RRP
MH16P22S	1600	800	£382.00
MH18P22S	1800	800	£434.00




## Straight Desk with 2 and 3 Drawer Pedestals



Maestro 25mm top, with Silver 'H' frame leg set. Two cable access ports, with fixed 2 & 3 drawer lockable pedestals. Accepts A4 & foolscap files.



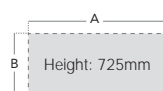
CODE	A	B	RRP
MH16P23S	1600	800	£382.00
MH18P23S	1800	800	£434.00




## Straight Desk with 3 and 3 Drawer Pedestals



Maestro 25mm top, with Silver 'H' frame leg set. Two cable access ports, with fixed double 3 drawer lockable pedestals.




CODE	A	B	RRP
MH16P33S	1600	800	£382.00
MH18P33S	1800	800	£434.00



# Maestro 25 SL



Commercial desking - Silver Cantilever Leg Frame



► **The Maestro 25 SL** range of desks is an entry level 25mm commercial desking system. Double upright Silver cantilever leg frame ensures strength and stability while creating the perfect look for every office. Available in a range of styles and finishes with complementary primary and secondary storage.



*"Silver cantilever frame..."*

## Overview

Maestro 25SL is made in the UK to the highest specifications.

All MFC is produced using sustainable practices, by suppliers who are part of the FSC chain of custody and the WWF foundation assuring that all our material comes from sustainable forestry.

All our MFC is tested to the highest standards and meets EN standard EN 14322:2004 as well as being BM Trade Certified to ISO9001:2008, ISO 14001:2004 and OHSAS 18001.

## Features & Benefits

- 25mm desk top
- 18mm MFC back modesty panel
- Fully welded double cantilever leg frames for strength & stability
- Legs painted Silver RAL(9006)
- Adjustable feet
- All desks come with 65mm cable ports
- Wave desks allows 1 fixed pedestal on 800mm end
- Ergonomic desks allows 1 fixed pedestal on 800mm end

# Maestro 25 SL



Commercial desking - Silver Cantilever Leg Frame



✦ **Cantilever Leg:**  
Standard cantilever leg design manufactured from steel with adjustable feet.



✦ **Screens:**  
Choice of screen styles, sizes and colours complement the range.



✦ **Storage:**  
A wide range of contemporary storage accompanies this range to suit all office environments.




DESK - 25SER16 & 25SEL16

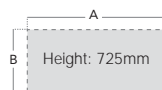
# Maestro 25 SL Commercial Desking - Silver Cantilever Leg

Colours available in Beech, Oak and Maple.  
Please add suffix when ordering eg. MC608 in Beech = MC60B

## Straight Desk 600mm Deep

CODE	A	B	RRP
MC608	800	600	£171.00
MC610	1000	600	£176.00
MC612	1200	600	£180.00
MC614	1400	600	£188.00
MC616	1600	600	£196.00
MC618	1800	600	£246.00

 Beech (B) 
  Oak (O) 
  Maple (M)



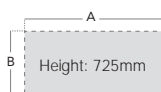
\*600mm Deep Desk.

Shallow desks 600mm deep with double upright cantilever leg. Fitted with 2 cable ports. 800mm and 1000mm supplied with only one cable port.




## Straight Desk



Deluxe double upright Silver cantilever leg for greater strength. With two cable access ports in a 25mm top except MC8S which has one cable access port only.



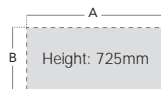
CODE	A	B	RRP
MC8S	800	800	£186.00
MC10S	1000	800	£193.00
MC12S	1200	800	£197.00
MC14S	1400	800	£205.00
MC16S	1600	800	£212.00
MC18S	1800	800	£264.00

 Beech (B) 
  Oak (O) 
  Maple (M)

## Straight Desk with 2 Drawer Pedestal



Deluxe double upright Silver cantilever leg for greater strength. With two cable access ports in a 25mm top. With fixed 2 drawer lockable pedestal. Accepts A4 & foolscap files. Pedestal can be fitted to left or right hand side.



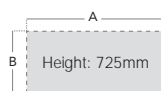
CODE	A	B	RRP
MC12P2S	1200	800	£300.00
MC14P2S	1400	800	£309.00
MC16P2S	1600	800	£315.00
MC18P2S	1800	800	£368.00

 Beech (B) 
  Oak (O) 
  Maple (M)

## Straight Desk with 3 Drawer Pedestal



Deluxe double upright Silver cantilever leg for greater strength. With two cable access ports in a 25mm top. With fixed 3 drawer lockable pedestal. Pedestal can be fitted to left or right hand side.



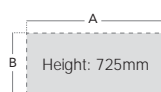
CODE	A	B	RRP
MC12P3S	1200	800	£300.00
MC14P3S	1400	800	£309.00
MC16P3S	1600	800	£315.00
MC18P3S	1800	800	£368.00

 Beech (B) 
  Oak (O) 
  Maple (M)




## Straight Desk with 2 and 2 Drawer Pedestals



Deluxe double upright Silver cantilever leg for greater strength. With two cable access ports in a 25mm top. With fixed double 2 drawer lockable pedestals. Accepts A4 & foolscap files.



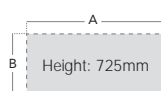
CODE	A	B	RRP
MC16P22S	1600	800	£419.00
MC18P22S	1800	800	£472.00

 Beech (B) 
  Oak (O) 
  Maple (M)




## Straight Desk with 2 and 3 Drawer Pedestals



Deluxe double upright Silver cantilever leg for greater strength. With two cable access ports in a 25mm top. With fixed 2 & 3 drawer lockable pedestals. Accepts A4 & foolscap files.



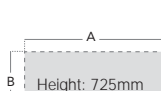
CODE	A	B	RRP
MC16P23S	1600	800	£419.00
MC18P23S	1800	800	£472.00

 Beech (B) 
  Oak (O) 
  Maple (M)




## Straight Desk with 3 and 3 Drawer Pedestals



Deluxe double upright Silver cantilever leg for greater strength. With two cable access ports in a 25mm top. With fixed double 3 drawer lockable pedestals.



CODE	A	B	RRP
MC16P33S	1600	800	£419.00
MC18P33S	1800	800	£472.00

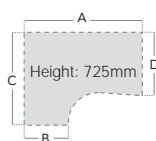
 Beech (B) 
  Oak (O) 
  Maple (M)

# Maestro 25 SL Commercial Desking - Silver Cantilever Leg


## Left Hand Ergonomic Desk



Silver, deluxe double upright cantilever leg for greater strength. With two cable access ports in a 25mm top. Accepts one fixed pedestal on 800mm end.



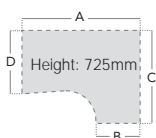
CODE	A	B	C	D	RRP
25SEL16	1600	600	1200	800	£310.00
25SEL18	1800	600	1200	800	£351.00



## Right Hand Ergonomic Desk



Silver, deluxe double upright cantilever leg for greater strength. With two cable access ports in a 25mm top. Accepts one fixed pedestal on 800mm end.



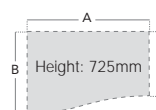
CODE	A	B	C	D	RRP
25SER16	1600	600	1200	800	£310.00
25SER18	1800	600	1200	800	£351.00



## Left Hand Wave Desk



Silver, deluxe double upright cantilever leg for greater strength. With two cable access ports in a 25mm top. Accepts one fixed pedestal on 800mm end.



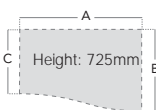
CODE	A	B	C	RRP
25SWL12	1200	990	800	£223.00
25SWL14	1400	990	800	£237.00
25SWL16	1600	990	800	£250.00



## Right Hand Wave Desk



Silver, deluxe double upright cantilever leg for greater strength. With two cable access ports in a 25mm top. Accepts one fixed pedestal on 800mm end.



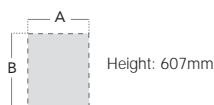
CODE	A	B	C	RRP
25SWR12	1200	990	800	£223.00
25SWR14	1400	990	800	£237.00
25SWR16	1600	990	800	£250.00




## 2 and 3 Drawer Fixed Pedestals



R2F with one filing drawer and one box drawer (fully locking). Accepts both A4 & foolscap files. R3F with three box drawers (fully locking).



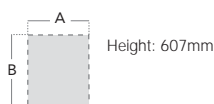
CODE	A	B	DRAWERS	RRP
R2F	416	590	2 Drawers	£102.00
R3F	416	590	3 Drawers	£102.00




## 2 and 3 Drawer Mobile Pedestals



25mm MFC top, 18mm MFC carcass, Lockable drawers, Ferrari metal drawer runners, solid drawer sides, R2M accommodates both A4 and foolscap files.



CODE	A	B	DRAWERS	RRP
R2M	424	600	2 Drawers	£166.00
R3M	424	600	3 Drawers	£166.00




## Desk High Pedestal



Two box and one filing drawer, fully lockable with adjustable feet. Accepts both A4 and foolscap files. \*Please Note: Carcass 600mm deep.



CODE	A	B	RRP
R25DH6	424	600	£237.00
R25DH8	424	800	£260.00



## 2 and 3 Drawer Deluxe Mobile Pedestals




CH2 used on DMP2.

CH3 Used on DMP3.

With metalbox drawer and solid 18mm drawer base. DMP2 with 1 shallow drawer and 1 filing drawer. DMP3 with 3 shallow drawers, both fully locking, DMP2 accepts both A4 & foolscap files. Handles optional.



CODE	A	B	DRAWERS	RRP
DMP2	426	600	2 Drawers	£249.00
DMP3	426	600	3 Drawers	£249.00



Customise your pedestals with these stylish handles.  
*Bow Handles*

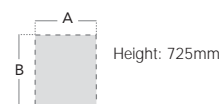
CODE	QUANTITY	RRP
CH2	2 Handles	£14.00
CH3	3 Handles	£18.00

Finish: Matt Nickel (Zinc Alloy)


## 3 Drawer Desk High Deluxe Pedestal



P63: 600mm deep, designed to fit at 600mm side of ergonomic desk. P83: 800mm deep, designed to fit alongside all 800mm deep desks. Both fully locking, metalbox drawer surrounds with 18mm solid drawer base, accepts both A4 & foolscap files. Handles optional.



CODE	A	B	RRP
P63	426	600	£272.00
P83	426	800	£300.00



Customise your pedestals with these stylish handles.  
*Bow Handles*

CODE	QUANTITY	RRP
CH3	3 Handles	£18.00

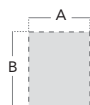
Finish: Matt Nickel (Zinc Alloy)

# Maestro 25 SL Commercial Desking - Additional Storage

## Deluxe Executive Filing Cabinets + Silver Handles



Anti-tilt, 100% extension ball bearing runners, fully locking, 45Kg drawer weight loading. Supplied with handles. Accepts foolscap only.



CODE	A	B	H	DRAWERS	RRP
LF2	480	650	730	2 Drawers	£240.00
LF3	480	650	1045	3 Drawers	£265.00
LF4	480	650	1360	4 Drawers	£303.00

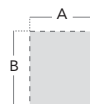


Beech (B) Oak (O) Maple (M)

## Executive 2 Drawer Side Filer



Fully locking, anti-tilt, accepts both A4 & foolscap files, 45Kg drawer weight loading, 100% extension ball bearing runners. Handles optional.



Height: 725mm

CODE	A	B	RRP
DSF2	800	600	£381.00



Beech (B) Oak (O) Maple (M)



Customise your pedestals with these stylish handles.

*Bow Handles*

CODE	QUANTITY	RRP
CH4	4 Handles	£24.00

Finish: Matt Nickel (Zinc Alloy)

## Deluxe Desk High Bookcase / Double Door Cupboard



Desk high, 600mm deep unit, 1 adjustable shelf, can be used as desk end storage. Cupboards are fully lockable.

\*Please Note: DHCC supplied with handles.



Height: 725mm

CODE	A	B	DESCRIPTION	RRP
DHBC	800	600	Bookcase	£122.00
DHCC	800	600	Double Door Cupboard	£173.00

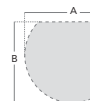


Beech (B) Oak (O) Maple (M)

## Desk End Radial Conference Table



This conference table is supplied with one Silver radial support leg. \*Please Note: these extension tables are not recommended for sitting on. Compatible only with cantilever framed desks. Fits to 800mm desk end.



Height: 725mm

CODE	A=DIAMETER	B	RRP
ECL	1200	1045	£198.00



Beech (B) Oak (O) Maple (M)

## Cable Management Tray



Drop down cable management tray. Wire cable tray drops to expose cables fitted with plastic end covers.

Note: Specify sizes shorter than desk size eg: 1600 desk use WB1400-S

CODE	DESCRIPTION	RRP
WB0800-S	WIDTH: 800mm	£49.00
WB1000-S	WIDTH: 1000mm	£52.00
WB1200-S	WIDTH: 1200mm	£57.00
WB1400-S	WIDTH: 1400mm	£60.00

Finish: Silver

## Vertical Cable Riser



Keeps cable neat, tidy and out of sight when rising to desktop.

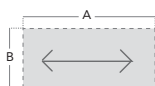
CODE	DESCRIPTION	RRP
CTV	Vertical Cable Management	£51.00

Finish: Silver

## Desk return




Return desk, 600mm deep. With double upright cantilever leg. Fitted with 2 cable ports. 800mm and 1000mm supplied with only one cable port.



Height: 725mm

CODE	A	B	RRP
MC608	800	600	£171.00
MC610	1000	600	£176.00
MC612	1200	600	£180.00
MC614	1400	600	£188.00



Beech (B) Oak (O) Maple (M)

\*Please note: Wood grain runs in direction of "A" shown



# Maestro 25 PL



Commercial desking - Panel Leg



*"panel leg desking..."*



▶ **The Maestro 25 PL** range of desks is a 25mm commercial desking system. Panel legs offer a traditional design while ensuring strength and quality are not compromised. Complementary primary and secondary storage are available to complete the range.



## Overview

*The Maestro 25 PL is manufactured to the highest specification in the UK.*

*All MFC is produced using sustainable practices. By suppliers who are part of the FSC chain of custody and the WWF foundation assuring that all our material comes from sustainable forestry.*

*All our MFC is tested to the highest standards and meets EN standard EN 14322:2004 as well as being BM Trade Certified to ISO9001:2008, ISO 14001:2004 and OHSAS 18001.*

## Features & Benefits

- ▶ 25mm desk top
- ▶ 18mm MFC back modesty panel
- ▶ Adjustable feet
- ▶ Wave Desks allows 1 fixed pedestal on 800mm end
- ▶ Ergonomic Desks allows 1 fixed pedestal on 800mm end
- ▶ 65mm diameter cable ports

# Maestro 25 PL



## ▶ Panel leg slab design



▶ **Panel-End Leg:**  
Manufactured from 25mm MFC with 2mm ABS edging. Leg complete with adjustable feet.



▶ **Screens:**  
Choice of screen styles, sizes and colours complement the range.



▶ **Storage:**  
A wide range of contemporary storage accompanies this range to suit all office environments.



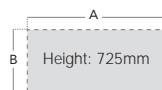

DESK - M2W18P2

# Maestro 25 PL Commercial Desking - Panel End Frame Leg

Colours available in Beech, Oak and Maple.  
Please add suffix when ordering eg. MW8 in Beech = MW8B

## Straight desk

CODE	A	B	RRP
MW8	800	800	£188.00
MW10	1000	800	£193.00
MW12	1200	800	£199.00
MW14	1400	800	£207.00
MW16	1600	800	£214.00
MW18	1800	800	£266.00

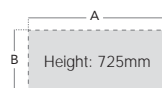


Traditional Panel End design. With two cable access ports in a 25mm top except MW8 which has one cable access port only.

## Straight Desk with 2 Drawer Pedestal



Traditional Panel End design. With two cable access ports in a 25mm top with fixed 2 drawer lockable pedestal. Accepts A4 & foolscap files. Pedestal can be fitted to left or right hand side.



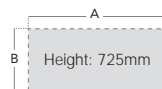
CODE	A	B	RRP
M1W12P2	1200	800	£303.00
M1W14P2	1400	800	£311.00
M1W16P2	1600	800	£318.00
M1W18P2	1800	800	£370.00



## Straight Desk with 3 Drawer Pedestal



Traditional Panel End design. With two cable access ports in a 25mm top with fixed 3 drawer lockable pedestal. Pedestal can be fitted to left or right hand side.



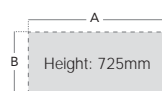
CODE	A	B	RRP
M1W12P3	1200	800	£303.00
M1W14P3	1400	800	£311.00
M1W16P3	1600	800	£318.00
M1W18P3	1800	800	£370.00



## Straight Desk with 2 + 2 Drawer Pedestals



Traditional Panel End design. With two cable access ports in a 25mm top with fixed double 2 drawer lockable pedestals. Accepts A4 & foolscap files



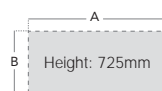
CODE	A	B	RRP
M1W16P22	1600	800	£422.00
M1W18P22	1800	800	£474.00



## Straight Desk with 2 + 3 Drawer Pedestals



Traditional Panel End design. With two cable access ports in a 25mm top with fixed 2 & 3 drawer lockable pedestals. 2 drawer accepts A4 & foolscap files



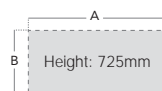
CODE	A	B	RRP
M1W16P23	1600	800	£422.00
M1W18P23	1800	800	£474.00



## Straight Desk with 3 + 3 Drawer Pedestals



Traditional Panel End design. With two cable access ports in a 25mm top with fixed double 3 drawer lockable pedestals.



CODE	A	B	RRP
M1W16P33	1600	800	£422.00
M1W18P33	1800	800	£474.00



# Maestro 25 PL Commercial desking - Panel End Leg


## Straight Desk with 2 Drawer Pedestal + Silver Handles



Traditional Panel End design. With two cable access ports in a 25mm top with fixed 2 drawer lockable pedestal. Accepts A4 & foolscap files. Pedestal can be fitted to left or right hand side.



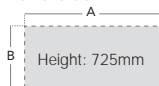
CODE	A	B	RRP
M2W12P2	1200	800	£303.00
M2W14P2	1400	800	£311.00
M2W16P2	1600	800	£318.00
M2W18P2	1800	800	£370.00




## Straight Desk with 3 Drawer Pedestal + Silver Handles



Traditional Panel End design. With two cable access ports in a 25mm top with fixed 3 drawer lockable pedestal. Pedestal can be fitted to left or right hand side.



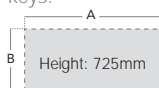
CODE	A	B	RRP
M2W12P3	1200	800	£303.00
M2W14P3	1400	800	£311.00
M2W16P3	1600	800	£318.00
M2W18P3	1800	800	£370.00




## Straight Desk with 2 + 2 Drawer Pedestals + Silver Handles



Traditional Panel End design. With two cable access ports in a 25mm top with fixed double 2 drawer pedestals. Accepts A4 & foolscap files. Pedestals fully lockable and supplied with two keys.



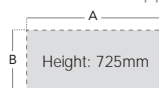
CODE	A	B	RRP
M2W16P22	1600	800	£422.00
M2W18P22	1800	800	£474.00




## Straight Desk with 2 + 3 Drawer Pedestals + Silver Handles



Traditional Panel End design. With two cable access ports in a 25mm top with fixed 2 & 3 drawer pedestals. Accepts A4 & foolscap files. Pedestals fully lockable and supplied with two keys.



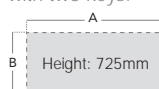
CODE	A	B	RRP
M2W16P23	1600	800	£422.00
M2W18P23	1800	800	£474.00




## Straight Desk with 3 + 3 Drawer Pedestals + Silver Handles



Traditional Panel End design. With two cable access ports in a 25mm top with fixed double 3 drawer pedestals. Pedestals fully lockable and supplied with two keys.



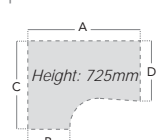
CODE	A	B	RRP
M2W16P33	1600	800	£422.00
M2W18P33	1800	800	£474.00




## Left Hand Ergonomic Desk



Traditional Panel End design for greater strength. With two cable access ports in a 25mm top. Accepts one fixed pedestal on 800mm end.



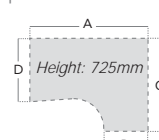
CODE	A	B	C	D	RRP
25WEL16	1600	600	1200	800	£321.00
25WEL18	1800	600	1200	800	£363.00




## Right Hand Ergonomic Desk



Traditional Panel End design for greater strength. With two cable access ports in a 25mm top. Accepts one fixed pedestal on 800mm end.



CODE	A	B	C	D	RRP
25WER16	1600	600	1200	800	£321.00
25WER18	1800	600	1200	800	£363.00

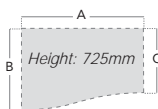


# Maestro 25 PL Commercial Desking - Panel End Frame Leg / Storage

## Left Hand Wave Desk



Traditional Panel End design for greater strength. With two cable access ports in a 25mm top. Accepts one fixed pedestal on 800mm end.



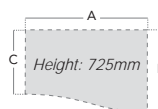
CODE	A	B	C	RRP
25WWL12	1200	990	800	£217.00
25WWL14	1400	990	800	£231.00
25WWL16	1600	990	800	£244.00



## Right Hand Wave Desk



Traditional panel end leg design for greater strength. With two cable access ports in a 25mm top. Accepts one fixed pedestal on 800mm end.



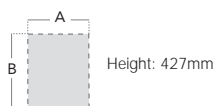
CODE	A	B	C	RRP
25WWR12	1200	990	800	£217.00
25WWR14	1400	990	800	£231.00
25WWR16	1600	990	800	£244.00




## 2 and 3 Drawer Fixed Pedestals



252F with one filing drawer and one box drawer, fully locking. Accepts both A4 & foolscap files. 253F with three box drawers (fully locking).



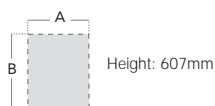
CODE	A	B	DRAWERS	RRP
252F	416	590	2 Drawers	£102.00
253F	416	590	3 Drawers	£102.00




## 2 and 3 Drawer Fixed Pedestals



R2F with one filing drawer and one box drawer (fully locking). Accepts both A4 & foolscap files. R3F with three box drawers (fully locking).



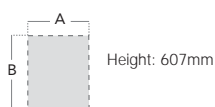
CODE	A	B	DRAWERS	RRP
R2F	416	590	2 Drawers	£102.00
R3F	416	590	3 Drawers	£102.00



## 2 and 3 Drawer Mobile Pedestals



25M2 with one filing drawer and one shallow drawer (fully locking). Accepts both A4 & foolscap Files. 25M3 with three shallow drawers (fully locking).



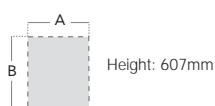
CODE	A	B	DRAWERS	RRP
25M2	424	600	2 Drawers	£166.00
25M3	424	600	3 Drawers	£166.00



## 2 and 3 Drawer Mobile Pedestals



25mm MFC top, 18mm MFC carcass, Lockable drawers, Ferrari metal drawer runners, solid drawer sides, R2M accommodates both A4 and foolscap files.



CODE	A	B	DRAWERS	RRP
R2M	424	600	2 Drawers	£166.00
R3M	424	600	3 Drawers	£166.00




## Desk High Pedestal



Two box and one filing drawer, fully lockable with adjustable feet. Accepts both A4 and foolscap files. \*Note carcass 600mm deep.



CODE	A	B	RRP
M25DH6	424	600	£237.00
M25DH8	424	800	£260.00




## Desk High Pedestal



Two box and one filing drawer, fully lockable with adjustable feet. Accepts both A4 and foolscap files. \*Please Note: Carcass 600mm deep.



CODE	A	B	RRP
R25DH6	424	600	£237.00
R25DH8	424	800	£260.00



## 2 and 3 Drawer Deluxe Mobile Pedestals




With metalbox drawer and solid 18mm drawer base. DMP2 with 1 shallow drawer and 1 filing drawer. DMP3 with 3 shallow drawers, both fully locking. DMP2 accepts both A4 & foolscap files. Handles optional.



Customise your pedestals with these stylish handles.

CH2 used on DMP2.  
CH3 Used on DMP3.

CODE	A	B	DRAWERS	RRP
DMP2	426	600	2 Drawers	£249.00
DMP3	426	600	3 Drawers	£249.00



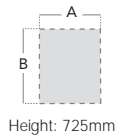
CODE	QUANTITY	RRP
CH2	2 Handles	£14.00
CH3	3 Handles	£18.00

Finish: Matt Nickel (Zinc Alloy)

Bow Handles




## 3 Drawer Desk High Deluxe Pedestal



P63: 600mm deep, designed to fit at 600mm side of ergonomic desk.  
P83: 800mm deep, designed to fit alongside all 800mm deep desks.  
Both fully locking, metalbox drawer surrounds with 18mm solid drawer base, accepts both A4 & foolscap files. Handles optional.

Customise your pedestals with these stylish handles.

CODE	A	B	RRP
P63	426	600	£272.00
P83	426	800	£300.00



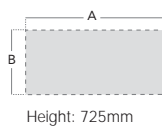
CODE	QUANTITY	RRP
CH3	3 Handles	£18.00

Finish: Matt Nickel (Zinc Alloy)

Bow Handles




## Executive 2 Drawer Side Filer



Fully locking, anti-tilt, accepts both A4 & foolscap files, 45Kg drawer weight loading, 100% extension ball bearing runners, Handles optional.

Customise your side filer with these stylish handles.

CODE	A	B	RRP
DSF2	800	600	£381.00



CODE	QUANTITY	RRP
CH4	4 Handles	£24.00

Finish: Matt Nickel (Zinc Alloy)

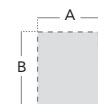
Bow Handles



## Deluxe Executive Filing Cabinets + Silver Handles



Anti-tilt, 100% extension ball bearing runners, fully locking, 45Kg drawer weight loading. Supplied with handles. Accepts foolscap only.



CODE	A	B	H	DRAWERS	RRP
LF2	480	650	730	2 Drawers	£240.00
LF3	480	650	1045	3 Drawers	£265.00
LF4	480	650	1360	4 Drawers	£303.00




## Deluxe Desk High Bookcase / Double Door Cupboard



Desk high, 600mm deep unit, 1 adjustable shelf supplied. All one colour. Can be used as desk end storage. Cupboards are fully lockable.  
\* Please Note: DHCC supplied with handles.



CODE	A	B	DESCRIPTION	RRP
DHBC	800	600	Bookcase	£122.00
DHCC	800	600	Double Door Cupboard	£173.00



Cable Management Tray



Drop down cable management tray. Wire cable tray drops to expose cables fitted with plastic end covers.

Note: Specify sizes shorter than desk size eg: 1600 desk use WB1400-S

CODE	DESCRIPTION	RRP
WB0800-S	WIDTH: 800mm	£49.00
WB1000-S	WIDTH: 1000mm	£52.00
WB1200-S	WIDTH: 1200mm	£57.00
WB1400-S	WIDTH: 1400mm	£60.00

Finish: Silver

Vertical Cable Riser



Keeps cable neat, tidy and out of sight when rising to desktop.

CODE	DESCRIPTION	RRP
CTV	Vertical Cable Management	£51.00

Finish: Silver

Secondary Storage

For a full range of secondary storage see page 82



# Largo

▶ Cable Management System



▶ *The Largo* desking system incorporates a cable management system integrated into the leg design. A stylish Silver and Graphite cantilever frame brings style and function to the office. Largo is available in a range of styles and wood finishes with complementary primary and secondary storage.



*"clever cable management..."*

## Overview

*Largo is manufactured in the UK to the highest specification.*

*All MFC is produced using sustainable practices, by suppliers who are part of the FSC chain of custody and the WWF foundation assuring that all our material comes from sustainable forestry.*

*All our MFC is tested to the highest standards and meets EN standard EN 14322:2004 as well as being BM Trade Certified to ISO9001:2008, ISO 14001:2004 and OHSAS 18001.*

## Features & Benefits

- ▶ 25mm desktop
- ▶ 18mm modesty panels
- ▶ Silver / Graphite cantilever leg
- ▶ Removable leg grill for cable management
- ▶ 65mm diameter cable ports in all desk tops
- ▶ Adjustable feet
- ▶ Access over modesty panel for cables

# Largo



*"cable managed"*

## ▶ Cable Management System



- ▶ **Removable grill**  
Graphite grey removable grill built into Silver cantilever leg design to tidy and conceal cables.



- ▶ **Cable Managed**  
To access cable managed leg, remove the grill by lifting the panel from the bottom whilst also pulling away from the leg.



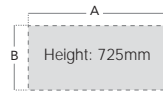

- ▶ **Tidy & Safe**  
Feed the cables through the porthole and then down the cable managed leg; replacing the panel once complete.



DESK - L12

## Cable Control Straight System Desk

CODE	A	B	RRP
L8	800	800	£245.00
L10	1000	800	£250.00
L12	1200	800	£255.00
L14	1400	800	£259.00
L16	1600	800	£270.00
L18	1800	800	£324.00

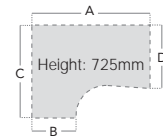


Largo leg with removable perforated grill concealing cable management. With two cable access ports in a 25mm top except L8 which has one port hole only.


## Cable Control Left Hand Ergonomic Desk



Largo leg with removable perforated grill concealing cable management. Ergonomic design, with two cable access ports in a 25mm thick top.



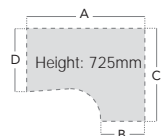
CODE	A	B	C	D	RRP
LEL16	1600	600	1200	800	£389.00
LEL18	1800	600	1200	800	£432.00




## Cable Control Right Hand Ergonomic Desk



Largo leg with removable perforated grill concealing cable management. Ergonomic design, with two cable access ports in a 25mm thick top.



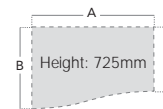
CODE	A	B	C	D	RRP
LER16	1600	600	1200	800	£389.00
LER18	1800	600	1200	800	£432.00




## Cable Control Left Hand Wave Desk



Largo leg with removable perforated grill concealing cable management. Wave design with two cable access ports in a 25mm thick top.



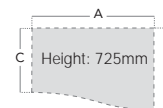
CODE	A	B	C	RRP
LWL12	1200	990	800	£310.00
LWL14	1400	990	800	£319.00
LWL16	1600	990	800	£339.00




## Cable Control Right Hand Wave Desk



Largo leg with removable perforated grill concealing cable management. Wave design with two cable access ports in a 25mm thick top.



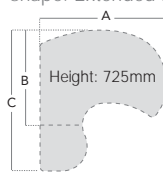
CODE	A	B	C	RRP
LWR12	1200	990	800	£310.00
LWR14	1400	990	800	£319.00
LWR16	1600	990	800	£339.00



## Cable Control Left Hand Executive Desk



Largo leg with removable perforated grill concealing cable management. With two cable access ports. Enhanced ergonomic shape. Extended surface working area and meeting area. Deluxe integrated lockable 3 drawer pedestal included. Accepts both A4 & Foolscap Files. No handles supplied.



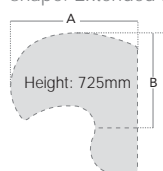
CODE	A	B	C	RRP
LMDL	1800	1350	2000	£1056.00



## Cable Control Right Hand Executive Desk



Largo leg with removable perforated grill concealing cable management. With two cable access ports. Enhanced ergonomic shape. Extended surface working area and meeting area. Deluxe integrated lockable 3 drawer pedestal included. Accepts both A4 & Foolscap Files. No handles supplied.



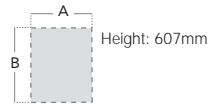
CODE	A	B	C	RRP
LMDR	1800	1350	2000	£1560.00



## 2 and 3 Drawer Mobile Pedestals



25mm MFC top, 18mm MFC carcass, Lockable drawers, Ferrari metal drawer runners, solid drawer sides, R2M accommodates both A4 and foolscap files.



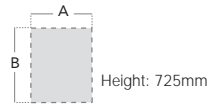
CODE	A	B	DRAWERS	RRP
R2M	424	600	2 Drawers	£166.00
R3M	424	600	3 Drawers	£166.00




## Desk High Pedestal



Two box and one filing drawer, fully lockable with adjustable feet. Accepts both A4 and foolscap files. \*Please Note: Carcass 600mm deep.



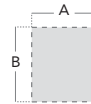
CODE	A	B	RRP
R25DH6	424	600	£237.00
R25DH8	424	800	£260.00



## Deluxe Executive Filing Cabinets + Silver Handles



Anti-tilt, 100% extension ball bearing runners, fully locking, 45Kg drawer weight loading. Supplied with handles. Accepts foolscap only.



CODE	A	B	H	DRAWERS	RRP
LF2	480	650	730	2 Drawers	£240.00
LF3	480	650	1045	3 Drawers	£265.00
LF4	480	650	1360	4 Drawers	£303.00




## Deluxe Desk High Bookcase / Double Door Cupboard



Desk high, 600mm deep unit, 1 adjustable shelf, can be used as desk end storage. Cupboards are fully lockable. \*Please Note: DHCC supplied with handles.



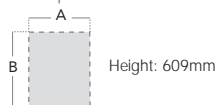
CODE	A	B	DESCRIPTION	RRP
DHBC	800	600	Bookcase	£122.00
DHCC	800	600	Double Door Cupboard	£173.00



## 2 and 3 Drawer Deluxe Mobile Pedestals




With metalbox drawer and solid 18mm drawer base. DMP2 with 1 shallow drawer and 1 filing drawer. DMP3 with 3 shallow drawers, both fully locking, DMP2 accepts both A4 & foolscap files. Handles optional.



Customise your pedestals with these stylish handles.

CH2 used on DMP2.  
CH3 Used on DMP3.

CODE	A	B	DRAWERS	RRP
DMP2	426	600	2 Drawers	£249.00
DMP3	426	600	3 Drawers	£249.00



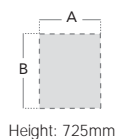
CODE	QUANTITY	RRP
CH2	2 Handles	£14.00
CH3	3 Handles	£18.00

Finish: Matt Nickel (Zinc Alloy)

Bow Handles




## 3 Drawer Desk High Deluxe Pedestal



P63: 600mm deep, designed to fit at 600mm side of ergonomic desk.  
P83: 800mm deep, designed to fit alongside all 800mm deep desks. Both fully locking, metalbox drawer surrounds with 18mm solid drawer base, accepts both A4 & foolscap files. Handles optional.

Customise your pedestals with these stylish handles.

CODE	A	B	RRP
P63	426	600	£272.00
P83	426	800	£300.00



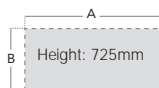
CODE	QUANTITY	RRP
CH3	3 Handles	£18.00

Finish: Matt Nickel (Zinc Alloy)

Bow Handles



## Executive 2 Drawer Side Filer



Fully locking, anti-tilt, accepts both A4 & foolscap files, 45Kg drawer weight loading, 100% extension ball bearing runners, Handles optional.

Customise your side filer with these stylish handles.

CODE	A	B	RRP
DSF2	800	600	£381.00



CODE	QUANTITY	RRP
CH4	4 Handles	£24.00

Finish: Matt Nickel (Zinc Alloy)

Bow Handles



## Desk End Radial Conference Table



This conference table is supplied with one silver radial support leg.  
\*Please Note: these extension tables are not recommended for sitting on.  
Compatible only with cantilever framed desks. Fits to 800mm desk end.



CODE	A=DIAMETER	B	RRP
ECL	1200	1045	£198.00



## Cable Management Tray



Drop down cable management tray. Wire cable tray drops to expose cables fitted with plastic end covers.

Note: Specify sizes shorter than desk size eg: 1600 desk use WB1400-S

CODE	DESCRIPTION	RRP
WB0800-S	WIDTH: 800mm	£49.00
WB1000-S	WIDTH: 1000mm	£52.00
WB1200-S	WIDTH: 1200mm	£57.00
WB1400-S	WIDTH: 1400mm	£60.00

Finish: Silver

## Vertical Cable Riser



Keeps cable neat, tidy and out of sight when rising to desktop.

CODE	DESCRIPTION	RRP
CTV	Vertical Cable Management	£51.00

Finish: Silver

## Secondary Storage



FILING - LF4, LF3, LF2

For a full range of secondary storage see page 82



# Vivo II

Commercial desking



*"cable managed..."*



▶ *The Vivo II range of commercial desks incorporates a cable management system integrated into the leg design. A fully welded heavy gauge steel leg frame ensures maximum strength and stability. The top of the modesty panel has a cut out to allow access to cables from both front and back. Available in a range of styles and finishes with complementary primary and secondary storage. Supported with a 10 year guarantee.*



## Overview

*Vivo II desks are manufactured in the UK using the latest CNC machinery to ensure quality.*

*All MFC is produced using sustainable practices, by suppliers who are part of the FSC chain of custody and the WWF foundation assuring that all our material comes from sustainable forestry.*

*All our MFC is tested to the highest standards and meets EN standard EN 14322:2004 as well as being BM Trade Certified to ISO9001:2008, ISO 14001:2004 and OHSAS 18001.*

## Features & Benefits

- ▶ 25mm desktop
- ▶ Cables fed through cable port, modesty panel, then through leg
- ▶ Removable leg covers to access cable management in leg.
- ▶ 18mm MFC back modesty panel with cutouts for cable management.
- ▶ Fully welded leg design for quick assembly and strength

*Fully welded stylish leg designs offer superior strength and durability. Desking supplied with a 10 year guarantee.*

# Vivo II



## ➤ Cable managed desk system



➤ **Leg Covers:**  
Removable leg covers for easy vertical cable management. Both inside and out.



➤ **Cut Outs:**  
Cut outs in back panel to allow additional cable control.



➤ **Storage:**  
A wide range of contemporary storage accompanies this range to suit all office environments.



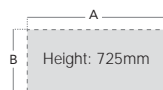
DESK - VER16 & VEL16

## VIVO II 600mm Deep Straight Desk

CODE	A	B	RRP
VEX8	800	600	£223.00
VEX10	1000	600	£226.00
VEX12	1200	600	£235.00
VEX14	1400	600	£246.00
VEX16	1600	600	£257.00
VEX18	1800	600	£268.00

    
Beech (B) Oak (O) Maple (M)

\*600mm Deep Desk

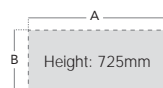


Vivo II leg with removable leg cover concealing cable management. With two cable access ports in a 25mm top except VEX8 and VEX10 which has one port hole only. Depth 600mm.




## VIVO II 800mm Deep Straight Desk



Vivo II leg with removable leg cover concealing cable management. With two cable access ports in a 25mm top except V8 and V10 which has one port hole only. Depth 800mm.



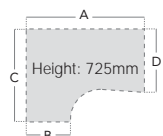
CODE	A	B	RRP
V8	800	800	£251.00
V10	1000	800	£255.00
V12	1200	800	£263.00
V14	1400	800	£268.00
V16	1600	800	£285.00
V18	1800	800	£324.00

    
Beech (B) Oak (O) Maple (M)


## Cable Control Left Hand Ergonomic Desk



Vivo II leg with removable cover concealing cable management. Ergonomic design. With two cable access ports in a 25mm top.



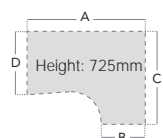
CODE	A	B	C	D	RRP
VEL16	1600	600	1200	800	£396.00
VEL18	1800	600	1200	800	£435.00

    
Beech (B) Oak (O) Maple (M)



## Cable Control Right Hand Ergonomic Desk



Vivo II leg with removable cover concealing cable management. Ergonomic design. With two cable access ports in a 25mm top.



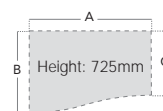
CODE	A	B	C	D	RRP
VER16	1600	600	1200	800	£396.00
VER18	1800	600	1200	800	£435.00

    
Beech (B) Oak (O) Maple (M)




## Cable Control Left Hand Wave Desk



Vivo II leg with removable cover concealing cable management. With two cable access ports in a 25mm top.



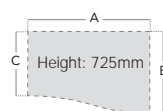
CODE	A	B	C	RRP
VWL12	1200	990	800	£312.00
VWL14	1400	990	800	£329.00
VWL16	1600	990	800	£341.00

    
Beech (B) Oak (O) Maple (M)




## Cable Control Right Hand Wave Desk



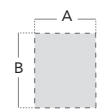
Vivo II leg with removable cover concealing cable management. With two cable access ports in a 25mm top.



CODE	A	B	C	RRP
VWR12	1200	990	800	£312.00
VWR14	1400	990	800	£329.00
VWR16	1600	990	800	£341.00

    
Beech (B) Oak (O) Maple (M)

## 2 and 3 Drawer Mobile Pedestals



Height: 607mm

CODE	A	B	DRAWERS	RRP
R2M	424	600	2 Drawers	£166.00
R3M	424	600	3 Drawers	£166.00

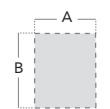


25mm MFC top, 18mm MFC carcass, Lockable drawers, metal drawer runners, Accepts both A4 and foolscap files (2 drawer).

## Desk High Pedestal




25mm MFC top, 18mm MFC carcass, lockable drawers, Ferrari metal drawer runners solid drawer sides. Accommodates both A4 and foolscap files. \*Note carcass 600mm deep.



Height: 725mm

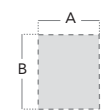
CODE	A	B	RRP
R25DH6	424	600	£237.00
R25DH8 *	424	800	£260.00



## 2 and 3 Drawer Deluxe Mobile Pedestals




With metalbox drawer and solid 18mm drawer base. DMP2 with 1 shallow drawer and 1 filing drawer. DMP3 with 3 shallow drawers, both fully locking. DMP2 accepts both A4 & foolscap files. Handles optional.



Height: 609mm

CODE	A	B	DRAWERS	RRP
DMP2	426	600	2 Drawers	£249.00
DMP3	426	600	3 Drawers	£249.00



Customise your pedestals with these stylish handles.  
*Bow Handles*

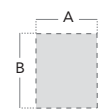
CODE	QUANTITY	RRP
CH2	2 Handles	£14.00
CH3	3 Handles	£18.00

Finish: Matt Nickel (Zinc Alloy)

## 3 Drawer Desk High Deluxe Pedestal




P63: 600mm deep, designed to fit at 600mm side of ergonomic desk. P83: 800mm deep, designed to fit alongside all 800mm deep desks. Both fully locking, metalbox drawer surrounds with 18mm solid drawer base, accepts both A4 & foolscap files. Handles optional.



Height: 725mm

CODE	A	B	RRP
P63	426	600	£272.00
P83	426	800	£300.00



Customise your pedestals with these stylish handles.  
*Bow Handles*

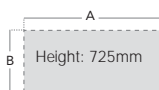
CODE	QUANTITY	RRP
CH3	3 Handles	£18.00

Finish: Matt Nickel (Zinc Alloy)

## Executive 2 Drawer Side Filer




Fully locking, anti-tilt, accepts both A4 & foolscap files, 45Kg drawer weight loading, 100% extension ball bearing runners, Handles optional.



Height: 725mm

CODE	A	B	RRP
DSF2	800	600	£381.00



Customise your pedestals with these stylish handles.  
*Bow Handles*

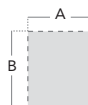
CODE	QUANTITY	RRP
CH4	4 Handles	£24.00

Finish: Matt Nickel (Zinc Alloy)

## Deluxe Executive Filing Cabinets + Silver Handles



Anti-tilt, 100% extension ball bearing runners, fully locking, 45Kg drawer weight loading. Supplied with handles. Accepts foolscap only.



CODE	A	B	H	DRAWERS	RRP
LF2	480	650	730	2 Drawers	£240.00
LF3	480	650	1045	3 Drawers	£265.00
LF4	480	650	1360	4 Drawers	£303.00



## Deluxe Desk High Bookcase / Double Door Cupboard




Desk high, 600mm deep unit, 1 adjustable shelf supplied. All one colour. Can be used as desk end storage. Cupboards are fully lockable.

\* Please Note: DHCC supplied with handles.



Height: 725mm

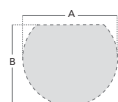
CODE	A	B	DESCRIPTION	RRP
DHBC	800	600	Bookcase	£122.00
DHCC	800	600	Double Door Cupboard	£173.00



## Desk End Radial Conference Table



This conference table is supplied with one silver radial support leg. \*Please Note: these extension tables are not recommended for sitting on. Compatible only with cantilever framed desks. Fits to 800mm desk end.



Height: 725mm

CODE	A=DIA.	B	LEG FINISH	RRP
ECD	1200	1045	Graphite Leg	£198.00
ECL	1200	1045	Silver Leg	£198.00



## Cable Management Tray



Drop down cable management tray. Wire cable tray drops to expose cables fitted with plastic end covers.

Note: Specify sizes shorter than desk size eg: 1600 desk use WB1400-S

CODE	DESCRIPTION	RRP
WB0800-S	WIDTH: 800mm	£49.00
WB1000-S	WIDTH: 1000mm	£52.00
WB1200-S	WIDTH: 1200mm	£57.00
WB1400-S	WIDTH: 1400mm	£60.00

Finish: Silver

## Vertical Cable Riser



Keeps cable neat, tidy and out of sight when rising to desktop.

CODE	DESCRIPTION	RRP
CTV	Vertical Cable Management	£51.00

Finish: Silver

## Secondary Storage



For a full range of secondary storage see page 82



# Directiv

Commercial desking



▶ **The Directiv** range of commercial desking is a fully cable managed system. Compromising of 25mm desk tops that slide forward to reveal a fitted three part cable tray, with direct access to Graphite welded cantilever leg frames. Removable panels for floor to desk cable management. Available in a range of styles and wood finishes with complementary primary and secondary storage.



*"sliding desk top..."*

## Overview

*Directiv is manufactured in the UK to the highest specification.*

*All MFC is produced using sustainable practices, by suppliers who are part of the FSC chain of custody and the WWF foundation assuring that all our material comes from sustainable forestry.*

*All our MFC is tested to the highest standards and meets EN standard EN 14322:2004 as well as being BM Trade Certified to ISO9001:2008, ISO 14001:2004 and OHSAS 18001.*

## Features & Benefits

- ▶ 25mm MFC desktop
- ▶ 18mm MFC back modesty panel
- ▶ Sliding top, management tray segregated into 3 channels BS5733
- ▶ Cables fed along cable management tray & down through leg
- ▶ Removable grill to access cable management in leg.
- ▶ Coated leg using Graphite Grey (RAL 7012)
- ▶ Cantilever leg with foot leveller
- ▶ Directiv desks do not accept fixed pedestals

# Directiv



## ▶ Sliding Desk Cable Management System



▶ **Sliding top:**  
Desk slides forward to reveal cable tray located at back of desk.



▶ **Removable Leg Cover:**  
The leg cover removes to allow cables to run from floor to cable tray concealed under desk top.



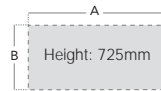

▶ **IT Integration:**  
All cable management has three way compartments for complete I.T. integration.



**DESK - DER16**

## Straight Cable Managed Desk

CODE	A	B	RRP
DC8	800	800	£284.00
DC12	1200	800	£296.00
DC16	1600	800	£313.00
DC18	1800	800	£369.00

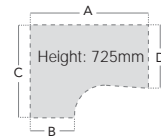


Directiv three compartment cable ducted riser leg leading to a cable beam accessed from a sliding top. Two cable access ports in 25mm top, except DC8 which has one port hole only.


## Left Hand Ergonomic Cable Managed Desk



Directiv three compartment cable ducted riser leg leading to a cable beam accessed from a sliding top. Two cable access ports in 25mm top.



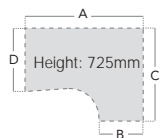
CODE	A	B	C	D	RRP
DEL16	1600	600	1200	800	£467.00
DEL18	1800	600	1200	800	£512.00




## Right Hand Ergonomic Cable Managed Desk



Directiv three compartment cable ducted riser leg leading to a cable beam accessed from a sliding top. Two cable access ports in 25mm top.



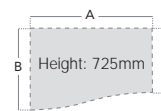
CODE	A	B	C	D	RRP
DER16	1600	600	1200	800	£467.00
DER18	1800	600	1200	800	£512.00




## Left Hand Wave Cable Managed Desk



Directiv three compartment cable ducted riser leg leading to a cable beam accessed from a sliding top. Two cable access ports in 25mm top.



CODE	A	B	C	RRP
DLW12	1200	990	800	£321.00
DLW16	1600	990	800	£350.00




## Right Hand Wave Cable Managed Desk



Directiv three compartment cable ducted riser leg leading to a cable beam accessed from a sliding top. Two cable access ports in 25mm top.



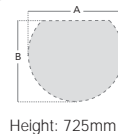
CODE	A	B	C	RRP
DRW12	1200	990	800	£321.00
DRW16	1600	990	800	£350.00




## Desk End Radial Conference Table



Directiv meeting table with one D-Leg supplied. Fits alongside 800mm depth desk edges.



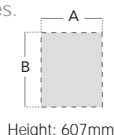
CODE	A=DIAMETER	B	RRP
ECD	1200	1045	£198.00




## 2 and 3 Drawer Mobile Pedestals



25mm MFC top, 18mm MFC carcass, Lockable drawers, Ferrari metal drawer runners, solid drawer sides, R2M accommodates both A4 and foolscap files.



CODE	A	B	DRAWERS	RRP
R2M	424	600	2 Drawers	£166.00
R3M	424	600	3 Drawers	£166.00




## Desk High Pedestal



Two box and one filing drawer, fully lockable with adjustable feet. Accepts both A4 and foolscap files. \*Please Note: Carcass 600mm deep.



CODE	A	B	RRP
R25DH6	424	600	£237.00
R25DH8	424	800	£260.00



Beech (B) Oak (O) Maple (M)

## 2 and 3 Drawer Deluxe Mobile Pedestals




CH2 used on DMP2.

CH3 Used on DMP3.

With metalbox drawer and solid 18mm drawer base. DMP2 with 1 shallow drawer and 1 filing drawer. DMP3 with 3 shallow drawers, both fully locking. DMP2 accepts both A4 & foolscap files. Handles optional.



CODE	A	B	DRAWERS	RRP
DMP2	426	600	2 Drawers	£249.00
DMP3	426	600	3 Drawers	£249.00



Beech (B) Oak (O) Maple (M)



Customise your pedestals with these stylish handles.  
*Bow Handles*

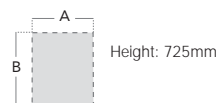
CODE	QUANTITY	RRP
CH2	2 Handles	£14.00
CH3	3 Handles	£18.00

Finish: Matt Nickel (Zinc Alloy)


## 3 Drawer Desk High Deluxe Pedestal



P63: 600mm deep, designed to fit at 600mm side of ergonomic desk.  
P83: 800mm deep, designed to fit alongside all 800mm deep desks. Both fully locking, metalbox drawer surrounds with 18mm solid drawer base, accepts both A4 & foolscap files. Handles optional.



CODE	A	B	RRP
P63	426	600	£272.00
P83	426	800	£300.00



Beech (B) Oak (O) Maple (M)



Customise your pedestals with these stylish handles.  
*Bow Handles*

CODE	QUANTITY	RRP
CH3	3 Handles	£18.00

Finish: Matt Nickel (Zinc Alloy)


## Executive 2 Drawer Side Filer



Fully locking, anti-tilt, accepts both A4 & foolscap files, 45Kg drawer weight loading, 100% extension ball bearing runners, Handles optional.



CODE	A	B	RRP
DSF2	800	600	£381.00



Beech (B) Oak (O) Maple (M)



Customise your pedestals with these stylish handles.  
*Bow Handles*

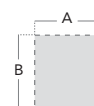
CODE	QUANTITY	RRP
CH4	4 Handles	£24.00

Finish: Matt Nickel (Zinc Alloy)

## Deluxe Executive Filing Cabinets + Silver Handles



Anti-tilt, 100% extension ball bearing runners, fully locking, 45Kg drawer weight loading, Supplied with handles, Accepts foolscap only.



CODE	A	B	H	DRAWERS	RRP
LF2	480	650	730	2 Drawers	£240.00
LF3	480	650	1045	3 Drawers	£265.00
LF4	480	650	1360	4 Drawers	£303.00



Beech (B) Oak (O) Maple (M)

## Deluxe Desk High Bookcase / Double Door Cupboard



Desk high, 600mm deep unit, 1 adjustable shelf, can be used as desk end storage. Cupboards are fully lockable. \*Please Note: DHCC supplied with handles.



CODE	A	B	DESCRIPTION	RRP
DHBC	800	600	Bookcase	£122.00
DHCC	800	600	Double Door Cupboard	£173.00



Beech (B) Oak (O) Maple (M)

## Electrical Fitments

### *BS 6396: 2008 Electrical systems in office furniture*

With specific regard to the electrical system the following should be noted:

- \* No more than six sockets allowed per supply
- \* The electrical system shall be rated for a total normal load of 13A
- \* No single item of equipment of a rated voltage higher than 250V or rated current higher than 5A shall be connected to the furniture.
- \* For multiple socket outlets fuse protection must be used for the individual sockets.
- \* Observe the stated fuse ratings on the appliance
- \* Power supply cords must not exceed 2M in visible length on exit from the desk clamp
- \* Ensure cable routing, system earthing and general mechanical configuration conforms to the stated requirements
- \* The final installation must be subjected to an electrical test. (separate information is available regarding this)
- \* Cable must be clamped at point of entry to furniture and/or at both ends where cables connect separate moving parts of furniture
- \* All extraneous metalwork should be earthed
- \* Items of Office Furniture intended to be earthed shall be provided with an earthing terminal that shall be connected to the earth terminal of the Power Module
- \* Provide the user with instructions concerning the safe installation and use of the furniture.

Desk top Computer 2.00 Amp  
Lap Top Computer 0.60Amp  
Colour Monitor 1.50 Amp  
(not Flat Screen)  
Fax Machine 2.00 Amp  
Low Voltage Desk Lamp 0.10 Amp  
Mobile Phone Charger 0.05 Amp  
Desk Fan 0.25 Amp

Any item of equipment rated in excess of 5 Amp, MUST have a separate power supply, therefore items such as Vacuum Cleaners Kettles, Coffee Makers, and Fan Heaters should not be connected via these power modules.  
The AMP lists serve as a guide only and are not exhaustive.



Fig 1: Power unit & cables in Directiv cable management system. Showing sliding desktop open.



Fig 2: Power unit & cables in Directiv cable management system. Showing sliding desktop closed.

*All electrical fitments are housed inside a cable beam under sliding desktop, providing neat & interference free cabling.*

#### Under Desk Power Modules



All power modules supplied feature a unique spare fuse incorporated into each and every socket.

CODE	DESCRIPTION	RRP
PMK205-E	2 UK Sockets	£35.00
PMK405-E	4 UK Sockets	£40.00

#### Under Desk Data Modules



Data Modules come complete with 3m leads. Modules can also be connected directly to Under Desk Power Modules.

CODE	DESCRIPTION	RRP
PMK-DH-2-3	2 X RJ45 CAT5E 3M	£75.00
PMK-DH-4-3	4 X RJ45 CAT5E 3M	£85.00

#### Mains Starter and Connector Leads



Mains Leads with UK 3 pin plug to 3 pole connector.

Connector Leads, male 3 pole connector to Female 3 pole connector.

CODE	DESCRIPTION	RRP
ML3M-B	Mains Lead	£30.00
CL15M-B	1.5m Connector Lead	£25.00
CL3M-B	3m Connector Lead	£30.00

# Adapt

✦ Bench Desking



▶ **The Adapt** range of bench desking shares leg components to offer flexibility and functionality to offices. The modern styling enhances the open plan look and feel. Available in a range of sizes and configurations with complementary primary and secondary storage.



## Overview

Adapt is a cost effective, versatile desking solution. The clean linear design has the options of fabric screens, and complementing cable management trays. Adapt starter units are available at two functional lengths of 1200 and 1600mm with numerous easily assembled configurations using the add-on units. Manufactured in the UK to the highest specification.

All MFC is produced using sustainable practices, by suppliers who are part of the FSC chain of custody and the WWF foundation assuring that all our material comes from sustainable forestry.

## Features & Benefits

- ▶ 25mm desk top
- ▶ ABS impact resistant edging
- ▶ Cable ports. 80mm diameter
- ▶ Metal frame finished in Silver C3281
- ▶ Shared desk tops
- ▶ Recessed support legs

All our MFC is tested to the highest standards and meets EN standard EN 14322:2004 as well as being BM Trade Certified to ISO9001:2008, ISO 14001:2004 and OHSAS 18001.

# Adapt



## ➤ Bench desking



➤ **Bench Leg:**  
Steel legs and framework for enhanced strength and stability. Finished in Regal Silver C3281.



➤ **Recessed Leg:**  
Multiple desk connection. Recessed legs offer continuous work spaces and total knee clearance.



➤ **Modular:**  
Add desks to create large bench configurations, shared legs reduce costs.



## Single Desk

CODE	A	B	RRP
BCH128S	1200	800	£383.00
BCH168S	1600	800	£408.00

 Beech (B)  White (WH)

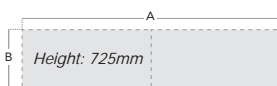


Single desk with 2 cable ports.



## Single Configuration



Two single desks in a side by side configuration with one central shared leg frame.



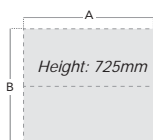
CODE	A	B	RRP
BCH24	2400	800	£646.00
BCH32	3200	800	£696.00

 Beech (B)  White (WH)


## Back To Back Desks



Two desks in a back to back configuration with no screen.



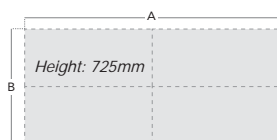
CODE	A	B	RRP
BCH1216S	1200	1630	£577.00
Will <b>Not</b> Accept Screens			
BCH1616S	1600	1630	£627.00
Will <b>Not</b> Accept Screens			

 Beech (B)  White (WH)



## Double Back To Back Desks



Four desks in a back to back configuration, with a recessed center leg support. Will not accept screens



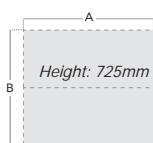
CODE	A	B	RRP
BCH241630	2400	1630	£1008.00
Will <b>Not</b> Accept Screens			
BCH321630	3200	1630	£1108.00
Will <b>Not</b> Accept Screens			

 Beech (B)  White (WH)



## Back To Back Desks Accepts screens



Two desks in a back to back configuration . Designed to fit screens.



CODE	A	B	RRP
BCH1216SG	1200	1630	£577.00
Will Accept Screens			
BCH1616SG	1600	1630	£627.00
Will Accept Screens			

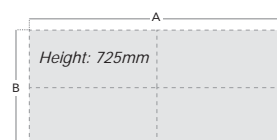
 Beech (B)  White (WH)

Screens sold separately.



## Double Back To Back Desks Accepts screens



Four desks in a back to back configuration, with a recessed center leg support. Designed to fit screens.



CODE	A	B	RRP
BCH241630G	2400	1630	£1008.00
Will Accept Screens			
BCH321630G	3200	1630	£1108.00
Will Accept Screens			

 Beech (B)  White (WH)

Screens sold separately.

## Cable Management Tray



Drop down cable management tray.  
Wire cable tray drops to expose cables fitted with plastic end covers.

Note: Specify sizes shorter than desk size eg: 1600 desk use WB1400-S

CODE	DESCRIPTION	RRP
WB0800-S	WIDTH: 800mm	£49.00
WB1000-S	WIDTH: 1000mm	£52.00
WB1200-S	WIDTH: 1200mm	£57.00
WB1400-S	WIDTH: 1400mm	£60.00

Finish: Silver

## Adapt Screens



CODE	A	RRP
AR12	1200	£189.00
AR16	1600	£199.00

Please Note: Screens must be ordered with fabric selection below 'Band A' - e.g. AR12-K

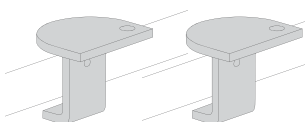
Screens are made to order. Alternative colours available POA.




## Single Desk Screen Fixing Brackets

CODE	RRP
BRKT-SIDE-REAR	£20.00

Please note:  
Must be ordered when connecting screens to single units only.



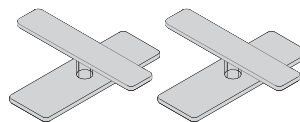
BRKT-SIDE-REAR




## Double Desk Screen Fixing Brackets

CODE	RRP
BCHSCRBRKT	£51.00

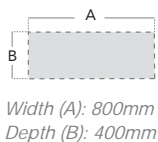
Please note:  
Must be ordered when connecting screens to double units only.



BCHSCRBRKT



## Bookcases



Width (A): 800mm  
Depth (B): 400mm

## Cupboards

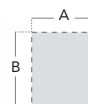


CODE	HEIGHT	SHELVES	RRP
MLC	740	1	£194.00
MMC	1440	3	£273.00
MTC	1790	4	£357.00

White (WH)

Solid 18mm back, 25mm tops.  
Adjustable shelves. Metal handles.  
Lockable.

## Filing Cabinets + Silver Handles



Width (A): 480mm  
Depth (B): 650mm

CODE	H	DRAWERS	RRP
MF2	730	2 Drawers	£235.00
MF3	1045	3 Drawers	£254.00
MF4	1360	4 Drawers	£279.00

White (WH)

Anti-tilt, 100% extension ball bearing runners, fully locking, 45Kg drawer weight loading. Supplied with handles, accepts foolscap only.

White (WH)

Solid 18mm back, 25mm tops.  
Adjustable shelves.

## 3 Drawer Desk High Pedestal and 2 Drawer mobile Pedestal



Mobile: 25mm MFC top, 18mm MFC carcass, lockable drawers, Ferrari metal drawer runners, solid drawer sides, accommodates both A4 and foolscap files.

Desk high: Two box and one filing drawer, fully lockable with adjustable feet. Accepts both A4 and Foolscap files.



Height: 607/725mm

CODE	A	B	DRAWERS	RRP
MOM2MP	424	600	2 Drawer	£166.00
MOM800P	424	800	3 Drawer	£260.00

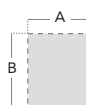


White (WH)

## 2 and 3 Drawer Mobile Pedestals



25mm MFC top, 18mm MFC carcass, Lockable drawers, Ferrari metal drawer runners, solid drawer sides, R2M accommodates both A4 and foolscap files.



Height: 607mm

CODE	A	B	DRAWERS	RRP
R2M	424	600	2 Drawers	£166.00
R3M	424	600	3 Drawers	£166.00

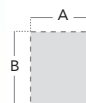


Beech (B)

## 2 and 3 Drawer Deluxe Mobile Pedestals



With metalbox drawer and solid 18mm drawer base. DMP2 with 1 shallow drawer and 1 filing drawer. DMP3 with 3 shallow drawers, both fully locking, DMP2 accepts both A4 & foolscap files. Handles optional.



Height: 609mm

CODE	A	B	DRAWERS	RRP
DMP2	426	600	2 Drawers	£249.00
DMP3	426	600	3 Drawers	£249.00



Beech (B)



Customise your pedestals with these stylish handles.  
*Bow Handles*

CODE	QUANTITY	RRP
CH2	2 Handles	£14.00
CH3	3 Handles	£18.00

CH2 used on DMP2.

CH3 Used on DMP3.

Finish: Matt Nickel (Zinc Alloy)

## Desk High Pedestal



Two box and one filing drawer, fully lockable with adjustable feet. Accepts both A4 and foolscap files. \*Please Note: Carcass 600mm deep.



Height: 725mm

CODE	A	B	RRP
R25DH8	424	800	£260.00

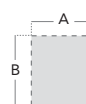


Beech (B)

## 3 Drawer Desk High Deluxe Pedestal



P83: 800mm deep, designed to fit alongside all 800mm deep desks. Both fully locking, metalbox drawer surrounds with 18mm solid drawer base, accepts both A4 & foolscap files. Handles optional.



Height: 725mm

CODE	A	B	RRP
P83	426	800	£300.00



Beech (B)



Customise your pedestals with these stylish handles.  
*Bow Handles*

CODE	QUANTITY	RRP
CH3	3 Handles	£18.00

Finish: Matt Nickel (Zinc Alloy)

For a full range of secondary storage see page 82

# Concerto II

Executive Desking



*"executive range..."*



▶ **The Concerto II** executive desking range is manufactured using Cherry wood veneer tops with matching decorative melamine carcasses. The traditional style, matching storage and conference options makes Concerto II the executives choice.



## Overview

The Concerto II executive desking range is manufactured using 25mm wood veneer tops combined with MFC carcass.

The Concerto II comes complete with a full range of executive storage.

## Features & Benefits

- ▶ 25mm veneer tops
- ▶ Full range of executive storage with lockable pedestals
- ▶ Stylish metal handles
- ▶ Contemporary Cherry veneer finish
- ▶ Storage includes combination units of glass doors and wood
- ▶ Matching boardroom tables

# Concerto II



## Executive Desking



✦ **Executive Range:**  
25mm veneer desk range with a full range executive storage.



✦ **Finish Details:**  
Edges of tops are profiled and finished in a matching cherry. Curved back panels.



✦ **Handles:**  
Stylish design and detail run through the whole range. All components are to the highest specification.



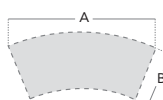
DESK - CNW18C & CNURT



Concerto II Executive Desk



25mm veneer top with chamfered edge.



Height: 740mm

CODE	A	B	RRP
CNW18C	1800	1000	£740.00

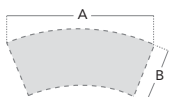


Cherry

Concerto II Return Desk



25mm veneer top with chamfered edge. Return desk perfect to accompany executive desk. Can be used universally left or right hand side



Height: 690mm

CODE	A	B	RRP
CNURT	1180	620	£414.00



Cherry

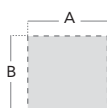
Example: Left hand version shown



Concerto II 3 Drawer Mobile Pedestal



25mm veneer top with chamfered edge. 3 drawer mobile pedestal with 2 shallow drawers and 1 file draw which accepts A4 and Foolscap files. All drawers are lockable.



Height: 610mm


CODE	A	B	RRP
CNMP3	415	500	£349.00



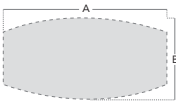
Cherry



Concerto II Boardroom Table




25mm veneer top with chamfered edge. Stylish Boardroom table. Seats up to 8 people.




Height: 740mm

CODE	A	B	RRP
CNRB22C	2200	1170	£788.00




Cherry

Concerto II Coffee Table




25mm low coffee table veneer top with chamfered edge. Stylish coffee table.



Height: 500mm

CODE	A	B	RRP
CNCT	700	500	£161.00



Cherry

## Concerto II Low Cupboard



25mm veneer top with chamfered edge. 16mm back panels for stability. Veneer doors with stylish handles. Fully lockable and supplied with 2 shelves.



CODE	A	B	RRP
CNLCDD	800	446	£643.00



Cherry

## Concerto II Low Cupboard with Glass Doors



25mm veneer top with chamfered edge. 16mm back panels for stability. Glass doors with veneer edging complete with stylish handles. Supplied with 2 shelves.



CODE	A	B	RRP
CNLCGD	800	446	£596.00



Cherry

## Concerto II Tall Cupboard



25mm MDF quality veneer top with chamfered edge. 16mm back panels for stability. Veneer doors with stylish handles. Fully lockable and supplied with 4 shelves.



CODE	A	B	RRP
CNTCDD	800	446	£965.00



Cherry

## Concerto II Tall Cupboard with Glass Doors



25mm MDF quality veneer top with chamfered edge. 16mm back panels for stability. Veneer doors and glass doors with stylish handles. Wood doors section are lockable. Supplied with 4 shelves.



CODE	A	B	RRP
CNTCOM	800	446	£991.00



Cherry

# Storage

▼ Primary, Secondary and System



*"storage solutions..."*



▶ *The Universal storage is available in a wide variety of styles, sizes and finishes to complement all desking ranges and budgets.*



## Overview

Primary storage is available as; pedestals, filing cabinets, desk end bookcases and corner storage units.

Secondary storage is available in three options; Standard, Deluxe and System Storage and includes; bookcases, cupboards and combination units.

Systems storage requires optional internal fitments for completion.

## Features & Benefits

- ▶ All drawers and doors are lockable
- ▶ All cupboards and bookcases supplied flat packed for easy handling
- ▶ Wood finishes match all desking ranges
- ▶ Choice of standard and deluxe designs

All MFC is produced using sustainable practices, by suppliers who are part of the FSC chain of custody and the WWF foundation assuring that all our material comes from sustainable forestry. All our MFC meets EN standard EN 14322:2004 as well as being BM Trade Certified to ISO9001:2008, ISO 14001:2004 and OHSAS 18001.


# Storage



▶ *Primary, Secondary and System*



▶ **Primary Storage**  
*Including Pedestals, Filing and Corner Storage.*



▶ **Secondary Storage**  
*Economy and Standard Bookcase, Cupboards and Combination units.*



▶ **Systems Storage**  
*Allows internal fitments to be used.*



FILING - LF4 - LF3 - LF2

Primary Storage

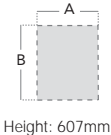
Please add suffix when ordering.  
eg: 25M2 in Beech = 25M2B

2 and 3 Drawer Mobile Pedestals

CODE	A	B	DRAWERS	RRP
25M2	424	600	2 Drawers	£166.00
25M3	424	600	3 Drawers	£166.00



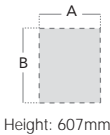
25mm top, 18mm MFC carcass, lockable drawers, metal drawer runners, fully assembled. Accepts both A4 & foolscap files (2 drawer).



Height: 607mm




2 and 3 Drawer Mobile Pedestals



Height: 607mm

CODE	A	B	DRAWERS	RRP
R2M	424	600	2 Drawers	£166.00
R3M	424	600	3 Drawers	£166.00

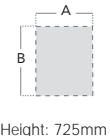


25mm MFC top, 18mm MFC carcass, Lockable drawers, metal drawer runners, Accepts both A4 and foolscap files (2 drawer).

Desk High Pedestal



Two box and one filing drawer, fully lockable with adjustable feet. Accepts both A4 and foolscap files. \*Please Note: Carcass 600mm deep.



Height: 725mm

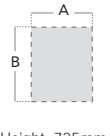
CODE	A	B	RRP
M25DH6	424	600	£237.00
M25DH8	424	800	£260.00



Desk High Pedestal



25mm MFC top, 18mm MFC carcass, lockable drawers, Ferrari metal drawer runners solid drawer sides. Accommodates both A4 and foolscap files. \*Note carcass 600mm deep.



Height: 725mm

CODE	A	B	RRP
R25DH6	424	600	£237.00
R25DH8	424	800	£260.00



# Primary Storage

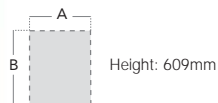
## 2 and 3 Drawer Deluxe Mobile Pedestals



CH2 used on DMP2.


CH3 Used on DMP3.

With metalbox drawer and solid 18mm drawer base. DMP2 with 1 shallow drawer and 1 filing drawer. DMP3 with 3 shallow drawers, both fully locking. DMP2 accepts both A4 & foolscap files. Handles optional.



Height: 609mm

CODE	A	B	DRAWERS	RRP
DMP2	426	600	2 Drawers	£249.00
DMP3	426	600	3 Drawers	£249.00



Customise your pedestals with these stylish handles.  
*Bow Handles*

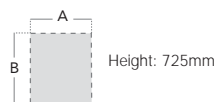
CODE	QUANTITY	RRP
CH2	2 Handles	£14.00
CH3	3 Handles	£18.00

Finish: Matt Nickel (Zinc Alloy)

## 3 Drawer Desk High Deluxe Pedestal




P63: 600mm deep, designed to fit at 600mm side of ergonomic desk.  
P83: 800mm deep, designed to fit alongside all 800mm deep desks.  
Both fully locking, metalbox drawer surrounds with 18mm solid drawer base, accepts both A4 & foolscap files. Handles optional.



Height: 725mm

CODE	A	B	RRP
P63	426	600	£272.00
P83	426	800	£300.00



Customise your pedestals with these stylish handles.  
*Bow Handles*

CODE	QUANTITY	RRP
CH3	3 Handles	£18.00

Finish: Matt Nickel (Zinc Alloy)

## Executive 2 Drawer Side Filer




Fully locking, anti-tilt, accepts both A4 & foolscap files, 45Kg drawer weight loading, 100% extension ball bearing runners, Handles optional.



Height: 725mm

CODE	A	B	RRP
DSF2	800	600	£381.00



Customise your pedestals with these stylish handles.  
*Bow Handles*

CODE	QUANTITY	RRP
CH4	4 Handles	£24.00

Finish: Matt Nickel (Zinc Alloy)

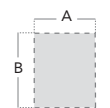


# Primary Storage

## Standard Filing Cabinets



With full drawer extension, ball bearing runners, fully lockable anti-tilt mechanism. 45Kg drawer weight loading. Accepts only foolscap files.



Height: 725mm

CODE	A	B	HEIGHT	DRAWERS	RRP
OF2	478	650	723	2	£235.00
OF3	478	650	1038	3	£254.00
OF4	478	650	1353	4	£279.00

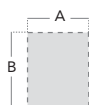


Beech (B) Oak (O)

## Deluxe Executive Filing Cabinets + Silver Handles



Anti-tilt, 100% extension ball bearing runners, fully locking, 45Kg drawer weight loading. Supplied with handles, Accepts foolscap only.



CODE	A	B	H	DRAWERS	RRP
LF2	480	650	730	2 Drawers	£240.00
LF3	480	650	1045	3 Drawers	£265.00
LF4	480	650	1360	4 Drawers	£303.00



Beech (B) Oak (O) Maple (M)

## Deluxe Desk High Bookcase / Double Door Cupboard



Desk high, 600mm deep unit, 1 adjustable shelf supplied, All one colour, Can be used as desk end storage. Cupboards are fully lockable.  
\* Please Note: DHCC supplied with handles.



Height: 725mm

CODE	A	B	DESCRIPTION	RRP
DHBC	800	600	Bookcase	£122.00
DHCC	800	600	Double Door Cupboard	£173.00



Beech (B) Oak (O) Maple (M)

## Deluxe Corner Storage Unit / Tambour Unit

Fits alongside 800mm desk. Designed to fit A4 ringbinder. With adjustable feet.




LCS

Fitted with silver tambour doors, Inset handle, fully lockable. Designed to fit A4 ringbinder. With adjustable feet.

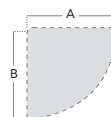


CST

CODE	A	B	RRP
LCS	800	800 - Open	£249.00
CST	800	800 - Tambour	£495.00



Beech (B) Oak (O) Maple (M)



Height: 725mm



# Secondary Storage *Standard*

## Economy Bookcases

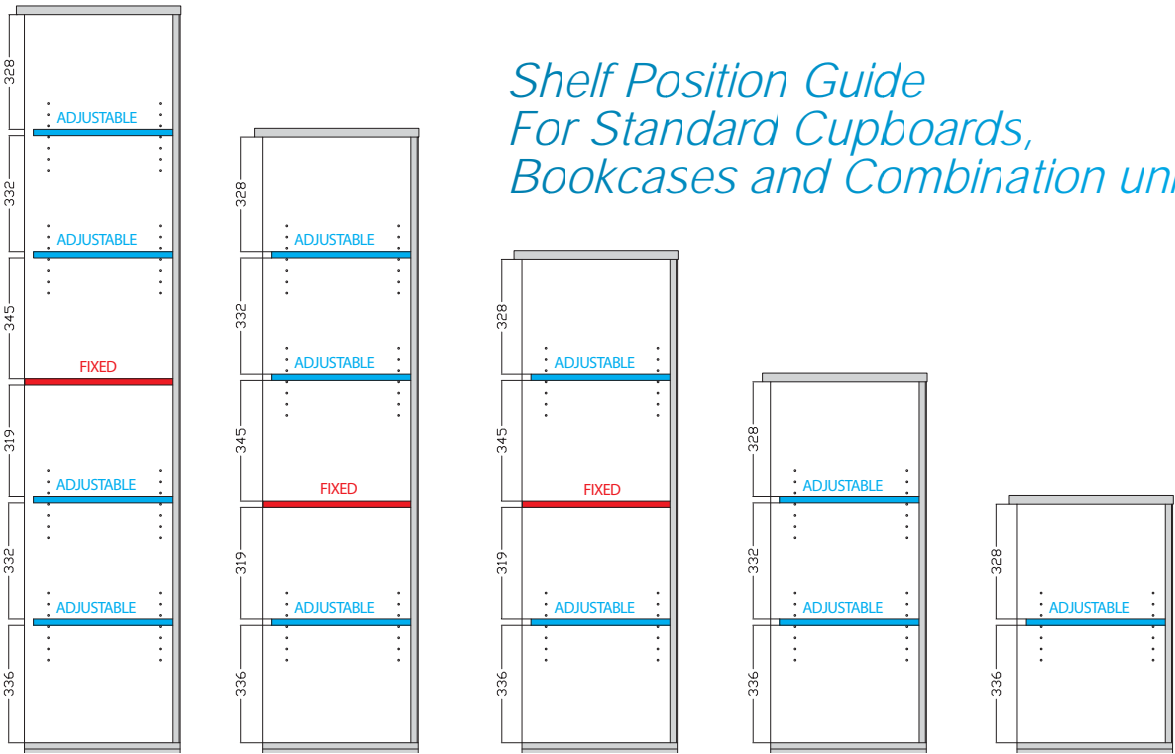


18mm thick MFC carcass with hardboard backs and adjustable shelves. Optional extra shelf available.

CODE	W	D	HEIGHT	RRP
HBC	756	306	2004	£173.00
TBC	756	306	1620	£137.00
BC	756	306	1236	£109.00
LBC	756	306	725	£95.00
SBC	Optional Shelf			£38.00

Beech (B)   Oak (O)   Maple (M)

## Standard Cupboards



## Secondary Storage *Standard*

### Standard Bookcases

25mm MFC top, 18mm MFC carcass, solid MFC back.



CODE	HEIGHT	DESCRIPTION	RRP
R2140	2140	5 Shelves	£274.00
R1790	1790	4 Shelves	£252.00
R1440	1440	3 Shelves	£194.00
R1090	1090	2 Shelves	£142.00
R740	740	1 Shelf	£127.00
BS		Optional Shelf	£38.00

 Beech (B)
  Oak (O)
  Maple (M)

Width : 800mm  
Depth : 470mm

### Standard Cupboards

Cupboards with 18mm solid backs and sides. All with solid full height doors.  
\*Please Note: these units do not accept internal fittings



CODE	HEIGHT	DESCRIPTION	RRP
R2140D	2140	5 Shelves	£388.00
R1790D	1790	4 Shelves	£357.00
R1440D	1440	3 Shelves	£273.00
R1090D	1090	2 Shelves	£214.00
R740D	740	1 Shelf	£194.00
BS		Optional Shelf	£38.00

 Beech (B)
  Oak (O)
  Maple (M)

Width : 800mm  
Depth : 470mm

### Standard Combination Units + Wood Doors + Open Tops

Bookcase with 18mm solid backs and sides. Fitted with solid doors to bottom.



CODE	HEIGHT	DESCRIPTION	RRP
R2140OP	2140	5 Shelves	£346.00
R1790OP	1790	4 Shelves	£308.00
R1440OP	1440	3 Shelves	£252.00
BS		Optional Shelf	£38.00

 Beech (B)
  Oak (O)
  Maple (M)



Width : 800mm  
Depth : 470mm

### Standard Combination Units + Wood + Glass Doors

Bookcase with 18mm solid backs and sides. Fitted with solid half height and glass half height doors.



CODE	HEIGHT	DESCRIPTION	RRP
R2140COM	2140	5 Shelves	£463.00
R1790COM	1790	4 Shelves	£426.00
R1440COM	1440	3 Shelves	£357.00
BS		Optional Shelf	£38.00

 Beech (B)
  Oak (O)
  Maple (M)

Width : 800mm  
Depth : 470mm

## Secondary Storage *Deluxe*

### Deluxe Bookcase



18mm MFC carcass, 25mm MFC top, 18mm MFC back panels.

**Please Note:** these units **do not** accept internal fitments

CODE	HEIGHT	DESCRIPTION	RRP
BC20	2000	4 Shelves	£382.00
BC16	1600	3 Shelves	£322.00
BC12	1200	2 Shelves	£272.00
BC8	800	1 Shelf	£221.00

			Width 1020mm Depth 550mm
Beech (B)	Oak (O)	Maple (M)	

### Deluxe Cupboard



18mm MFC carcass, 25mm MFC top, 18mm MFC back panels, doors are lockable.

**Please Note:** these units **do not** accept internal fitments

CODE	HEIGHT	DESCRIPTION	RRP
BD20	2000	4 Shelves	£514.00
BD16	1600	3 Shelves	£443.00
BD12	1200	2 Shelves	£381.00
BD8	800	1 Shelf	£312.00

			Width 1020mm Depth 550mm
Beech (B)	Oak (O)	Maple (M)	

### Deluxe Combination Bookcase with Wood + Glass Doors



18mm MFC carcass, 25mm MFC top, 18mm MFC back panels, cupboard door is lockable.

**Please Note:** these units **do not** accept internal fitments

CODE	HEIGHT	DESCRIPTION	RRP
DG20	2000	4 Shelves	£593.00
DG16	1600	3 Shelves	£513.00

			Width 1020mm Depth 550mm
Beech (B)	Oak (O)	Maple (M)	

### Deluxe Combination Bookcase with Wood Doors + Open Tops



18mm MFC carcass, 25mm MFC top, 18mm MFC back panels, cupboard door is lockable.

**Please Note:** these units **do not** accept internal fitments

CODE	HEIGHT	DESCRIPTION	RRP
DO20	2000	4 Shelves	£472.00
DO16	1600	3 Shelves	£414.00

			Width 1020mm Depth 550mm
Beech (B)	Oak (O)	Maple (M)	


## Secondary Storage Systems Cupboards

### System Horizontal Tambour Door Cupboard



18mm MFC carcass, 25mm MFC top, 18mm MFC back panels, sliding tambour doors, doors are lockable, supplied empty, supplied with metal fitment brackets, can be fitted with all internal options.

CODE	W	D	HEIGHT	RRP
ST20	1020	550	2000	£646.00
ST16	1020	550	1600	£577.00
ST12	1020	550	1200	£488.00
ST8	1020	550	800	£421.00



**Please Note:** these units accept internal fitments

\*For internal fitments, see below.

### System Double Door Cupboard



18mm MFC carcass, 25mm MFC top, 18mm MFC back panels, double doors are lockable, supplied empty, supplied with metal fitment brackets, can be fitted with all internal options.

CODE	W	D	HEIGHT	RRP
DD20	1020	550	2000	£508.00
DD16	1020	550	1600	£454.00
DD12	1020	550	1200	£409.00
DD8	1020	550	800	£363.00



**Please Note:** these units accept internal fitments


\*For internal fitments, see below.

### System Combination Bookcase With Horizontal Tambour & Glass Doors



18mm MFC carcass, 25mm MFC top, 18mm MFC back panels, supplied with glass double doors, sliding tambour doors on lower section, tambour section supplied empty, tambour doors lockable.

CODE	W	D	HEIGHT	RRP
TG20	1020	550	2000	£702.00
TG16	1020	550	1600	£623.00



### System Combination Bookcase With Horizontal Tambour



18mm MFC carcass, 25mm MFC top, 18mm MFC back panels, sliding tambour doors on lower section, tambour section supplied empty, tambour doors lockable.

CODE	W	D	HEIGHT	RRP
TO20	1020	550	2000	£581.00
TO16	1020	550	1600	£523.00



### Internal Fitments


**Roll Out Suspension Filing Frame**  
Accepts both, A4 and foolscap files **Finish: Graphite Grey**



**Universal Lateral Filing Frame**  
Lateral filing frame. Accepts both A4 and foolscap hanging files.



**Plain Steel Shelf**



CODE	DESCRIPTION	RRP
2RSF	Roll out suspension filing frame	£132.00
2RAIL	Universal lateral filing frame	£40.00
2PS	Steel shelf	£23.00

# Steel Storage


Steel Storage & Accessories



*"flexible solutions..."*



➤ **Steel Storage** comprising of executive and contract filing cabinets, cupboards, tambours, lockers, security cupboards, security filing cabinets and internal fitments.



## Overview

Products are manufactured using the latest production techniques, machinery, superior quality steel and powder coat paint. Components are carefully chosen for their aesthetic appearance, strength and durability. All products are assembled in the UK to ensure quality.

Our highly effective quality control is proven in the fact we have achieved accreditation for our design and durability with FIRA International.

## Features & Benefits

- Assembled in the UK
- Quality assured
- Manufacture for strength and stability
- Comprehensive product range

# Filing Cabinets



*Contract filing cabinets are designed and manufactured for today's modern office environment, offering excellent value for money. They are strong, reliable and safe.*




## Contract Filing Cabinets

Contract Filing Cabinets are available in 2, 3 and 4 drawer options. Each drawer is fitted with anti-tilt device to prevent more than one drawer opening at the same time. The drawer front is fitted with a centre handle with index holder.

All drawers have high sides for additional strength and allows support for foolscap suspended filing. Cabinets are available in Grey, Black and Coffee/Cream paint finishes.

CODE	W	D	H	RRP
CFC2	460	620	730	£172.00
CFC3	460	620	1016	£198.00
CFC4	460	620	1321	£224.00



# Cupboards



*These multipurpose stationery cupboards are ideal for any office that has storage requirements. They are strong and versatile. Delivered fully assembled.*



Twist door handle complete with 2 keys



Shelving

## Contract Double Door Cupboards

Contract Double Door Cupboards offer an economical solution to today's office storage and filing requirements. They are available in two heights 1016mm and 1829mm high, and are 914mm wide. The doors open through 180 degrees allowing the use of roll out fitments. The lock consists of a two point locking system with a twist handle and two keys.



Locking



Takes Internals



With Shelves

CODE	W	D	H	RRP
1C40	914	457	1016	£223.00
1C72	914	457	1829	£279.00



There are a number of internal accessories that will fit the contract cupboards. See page 99. IC40 comes supplied with 1 shelf and the 1C72 comes with 3 shelves.



IC72



IC40

# GO Filing Cabinets



GO filing cabinets are built to last with heavy duty steel, double skin drawer fronts and high quality components. Flush drawer fronts and Swan handles offer a stylish look.



Swan neck handle



Smooth action suspension slides 100% drawer extension

## GO Filing Cabinets

Go filing cabinets are available in two, three and four drawer options. Each drawer has 100% extension opening to maximise filing space. An anti-tilt locking device is fitted to every cabinet, preventing more than one drawer being opened at a time. Each drawer has high sides to provide additional strength and allows support for foolscap suspended filing.

-   
Suspension Filing
-   
100% Extension
-   
Anti-Tilt
-   
Locking
-   
Drawer Capacity

CODE	W	D	H	RRP
1FC2	460	620	730	£185.00
1FC3	460	620	1016	£212.00
1FC4	460	620	1321	£240.00

-  Coffee/  
Cream (C)
-  Grey (G)
-  Black (K)



# Go Cupboards



Go cupboards are fully assembled ensuring maximum strength and stability. Handles are formed as part of the door construction and offer a stylish flush look.



2C72



Full length grip handles



Optional shelving  
See internals page 99



2C40

## GO Double Door Cupboards

Go double door cupboards are available in two heights, 1016mm and 1829mm and are 914mm wide. The sleek full length grip handle is practical and makes it easy to open the doors. Each cupboard is fitted with a two point locking system and 2 keys (master series). All cupboards are supplied empty, a complete range of internal fitments are available. See page 99

CODE	W	D	H	RRP
2C40	914	457	1016	£225.00
2C72	914	457	1829	£275.00



Locking



Takes Internals

# GO Side Opening Tambours



*Go side opening tambours are the ideal solution for storage in areas where space is an issue. A wide selection of internal storage fitments means that you are able to accommodate all your storage requirements in one place.*



## GO Side Opening Tambours

Go side opening tambour units are user friendly. When opened the tambour doors slide back on a discreet track into the unit so less space is needed and there are no open doors in a busy office. Each unit is fitted with finger grip handles and a two point locking system and 2 keys (master series). Full length magnetic slam rails keep the doors tightly closed. All tambour units are supplied empty, a complete range of internal fitments are available, see opposite.

Tambours are available in 3 sizes 1016, 1651 and 1981mm high and are 1000mm wide. Grey and Black are supplied with a Grey tambour and Coffee/Cream are supplied with a Cream tambour.

CODE	W	D	H	RRP
2T40	1000	486	1016	£375.00
2T65	1000	486	1651	£425.00
2T78	1000	486	1981	£482.00



Locking


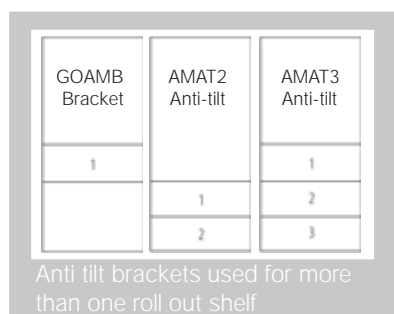




Takes Internals



# Cupboard & Tambours Fitments

Whatever you need to store, we have a solution. Internal fitments are compatible with all cupboards and tambours.



Range of fitments include: Roll out suspension filing frame, will take A4 & Foolscap filing, standard plain steel shelf will take A4 & foolscap filing. Lateral Filing Frame to take hanging filing pockets.

\*Please note: GOAMB is required when using GOAMROFG roll out filing frames

GOAMB - Bracket for GOAMROFG

AMAT2 - Anti tilt for two filing frames

AMAT3 - Anti tilt for three filing frames




Warning- Roll out fitments should always be fitted in the bottom half of units. Anti-tilt brackets must be used when fitting two or more roll out fitments.

CODE	DESCRIPTION	RRP
GOAMS36G	Standard shelf	£23.00
GOAML36G	Lateral filing frame	£26.00
GOAMROFG	Roll out filing frame	£94.00
AMHD36	Heavy duty shelf	£30.00
AMLFS	Dual purpose shelf	£60.00
AMWS36	Wardrobe shelf	£40.00
AMVD9	Shelf divider	£35.00
GOAMB	Bracket for GOAMROFG	£23.00
AMAT2	Anti tilt - 2 filing frames	£75.00
AMAT3	Anti tilt - 3 filing frames	£85.00


# GO Lockers



Go lockers are strong and stylish, with options of 1,2,3,4 and 6 doors. Choose from flat top or sloping tops and Grey or Blue doors. All lockers can be linked together to provide multiple locker solutions.



Cam lock with 2 keys fitted standard (master key series)



Butterfly lock can be fitted on request (padlock not supplied)



Hat shelf and coat hook, single lockers

## GO Lockers

Strong semi-concealed hinges and a full length door stiffener is fitted to every locker. Single or triple sloping tops can be fitted to 457mm deep lockers preventing items being stored on top. Lockers are all 1778mm high.



Locking

Carcass Colour



Grey (G)

Door Colours



Grey (G)



Blue (B)

305mm deep lockers

CODE	W	D	H	DOORS	RRP
LK31D	305	305	1778	1 Door	£100.00
LK32D	305	305	1778	2 Door	£130.00

457mm deep lockers

CODE	W	D	H	DOORS	RRP
LK41D	305	457	1778	1 Door	£124.00
LK42D	305	457	1778	2 Door	£147.00
LK43D	305	457	1778	3 Door	£165.00
LK44D	305	457	1778	4 Door	£172.00
LK46D	305	457	1778	6 Door	£200.00



LK41DG

LK46DG

LK44DB

LK43DG

LK42DB

# GO Lockers - Sloping Tops



## GO Lockers

Single or 3 locker wide sloping tops, preventing unwanted storage of bags and rubbish on top of the lockers.



Locking

Carcass Colour



Grey (G)

Door Colours



Grey (G)



Blue (B)

Sloping tops for individual 457mm deep lockers



CODE	SLOPING TOP	RRP
SLP1	1 Door + top	£164.00
SLP2	2 Door + top	£187.00
SLP3	3 Door + top	£205.00
SLP4	4 Door + top	£212.00
SLP6	6 Door + top	£240.00

LK41DB

With sloping top



Sloping tops for banks of three 457mm deep lockers

CODE	SLOPING TOP	RRP
3SLP1	1 Door + top	£462.00
3SLP2	2 Door + top	£531.00
3SLP3	3 Door + top	£585.00
3SLP4	4 Door + top	£606.00
3SLP6	6 Door + top	£690.00

3 x LK41DB

With sloping tops

## Specialist Lockers



Specialist lockers are designed to meet specific requirements, from storage of mops to partitions to separate clean and dirty clothes.




LKJG

Janitor lockers have one top shelf, 3 side shelves and a centre partition for storage of mops, brushes and cleaning materials.




LKCDG

Clean & dirty lockers have a top shelf and centre partition to keep clean garments and soiled work clothes separate.



Butterfly lock can be fitted on request (padlock not supplied)



Cam lock with 2 keys fitted

## Specialist Lockers

Each locker is fitted with a camlock and 2 keys (master series). Butterfly locks can be fitted on request, a padlock, (not supplied) is required to secure.



Locking

CODE	W	D	H	RRP
LKJG	457	457	1778	£230.00
LKCDG	457	457	1778	£210.00




Grey (G)

# Security Filing Cabinets



*Extra security for 4 drawer filing. Extra enhancements are available in 2 formats, solid bar or individual locks.*



S1FC4

Go security cabinets give added protection for valuable documents and material. Security filing cabinets are available in four drawer only. All drawers are protected with a solid bar that is secured at the top with a padlock (not supplied).



SSL4D

Go 4 drawer individual locking filing cabinets provide extra security with each drawer individually fitted with a lock and 2 keys (master series). A full size steel sheet is fitted between each drawer to prevent access if a drawer is removed.

## Specialist Lockers

An anti-tilt locking device is fitted to every cabinet, preventing more than one drawer being opened at a time. Each drawer has 100% drawer opening with high sides to provide additional strength, allowing support for suspended filing.



Suspension Filing



100% Extension



Anti-Tilt



Locking



Drawer Capacity

CODE	W	D	H	RRP
S1FC4	460	620	1321	£400.00
SSL4D	460	620	1321	£450.00

Grey (G)

# Security Cupboards



Go security cupboards provide an additional degree of protection, fitted with a steel hinged lock cover.



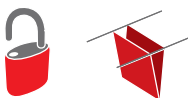
S1C72

## Security Cupboards

The lock cover is fixed to the left hand door and pivots to cover the twist door handle lock, it can then be locked in position with a padlock (not supplied). Security cupboards are only available in one height 1829mm and width 914mm. All cupboards are supplied empty, a complete range of internal fittings are available. See page 99

CODE	W	D	H	RRP
S1C72	914	457	1829	£375.00

Grey (G)



Locking Takes Internals

All prices exclude VAT

# Screens

## ✦ Desk Mounted




✦ **Straight:**  
This upholstered desk screen is perfect for finishing off the desk, especially if part of a cluster.



✦ **Wave:**  
Can also provide an enclosed desk space.



✦ **Curved:**  
Being upholstered can be useful to pin documents to thus freeing up more desk space.



**Fabric Plus**  
New range of colours  
See page 131 for details

## Overview

Desk mounted screens have a 25mm MFC core, foam back and fabric finish. The overall depth of the completed screen is 40mm.

Rear and Return Screen lengths are available to complement the following desks; straights, waves, curved and desks with pedestals. (Not available in Maestro).

## Features & Benefits

- ✦ MFC core material, base for 40mm overall depth
- ✦ Additional foam layer between outer fabric and MFC core
- ✦ Brackets supplied to enable attachment to 25mm MFC desktops
- ✦ Universal adjustable brackets optional

MFC sourced from FSC Certified Supplier.

## Screens Desk Mounted

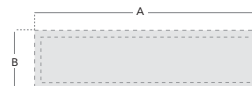
Colours available in a number of fabric options.  
Please add suffix when ordering.  
eg: ES800S in Blue = ES800S-B

### Straight Desk Mounted Screen



**Fabric Plus**  
New range of colours  
See page 131 for details

CODE	A	B	RRP	Fabric +
ES800S	800	400	£89.00	£110.00
ES1000S	1000	400	£99.00	£120.00
ES1200S	1200	400	£105.00	£126.00
ES1400S	1400	400	£116.00	£150.00
ES1600S	1600	400	£121.00	£165.00
ES1800S	1800	400	£126.00	£177.00

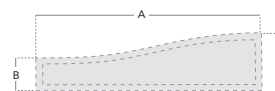


### Wave Desk Mounted Screen



**Fabric Plus**  
New range of colours  
See page 131 for details

CODE	A	B	C	RRP	Fabric +
ES800W	800	200	400	£94.00	£115.00
ES1000W	1000	200	400	£105.00	£125.00
ES1200W	1200	200	400	£116.00	£130.00
ES1400W	1400	200	400	£121.00	£160.00
ES1600W	1600	200	400	£126.00	£170.00
ES1800W	1800	200	400	£131.00	£185.00

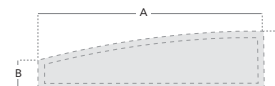


### Curved Desk Mounted Screen



**Fabric Plus**  
New range of colours  
See page 131 for details

CODE	A	B	C	RRP	Fabric +
ES800C	800	200	400	£94.00	£115.00
ES1000C	1000	200	400	£105.00	£125.00
ES1200C	1200	200	400	£116.00	£130.00
ES1400C	1400	200	400	£121.00	£160.00
ES1600C	1600	200	400	£126.00	£170.00
ES1800C	1800	200	400	£131.00	£185.00



### Universal Adjustable Screen Brackets



The Universal Bracket allows screens to be mounted to a number of different manufacturers desks. The universal clamp on bracket will attach on desks from 15mm - 36mm desk tops.


All above screens are supplied with brackets to fit 25mm desks.

CODE	DESCRIPTION	RRP
UNSCBR	Universal bracket (Pair)	£16.00

Finish: Grey

# Screens

## ✧ Floor Standing



✧ **Linking:**  
2 and 4 screen linking devices  
used to connect screens together.



✧ **Screen Support:**  
Screens can utilise the desk as  
support or can be self supporting  
using a bar foot.  
(Supplied as standard).



✧ **Foam Backed:**  
Additional foam layer between  
outer fabric and MFC core.




## Overview

Economy Floor Screens are used to break up the appearance and absorb sound in an open plan office environment and provide the operators with an element of seclusion and privacy.

## Features & Benefits

- ✧ 25mm Core MFC material, base for 40mm overall depth.
- ✧ Additional foam layer between outer fabric and MFC core.
- ✧ Screens can utilise the desk as support.
- ✧ Can be self supporting using a bar foot.
- ✧ Screen feet supplied as standard

## 1200mm High Solid Floor Screen



CODE	DESCRIPTION	RRP
208	H:1200 x W:800	£143.00
210	H:1200 x W:1000	£143.00
212	H:1200 x W:1200	£153.00
214	H:1200 x W:1400	£153.00
216	H:1200 x W:1600	£164.00
218	H:1200 x W:1800	£174.00



## 1500mm High Solid Floor Screen



CODE	DESCRIPTION	RRP
508	H:1500 x W:800	£153.00
510	H:1500 x W:1000	£153.00
512*	H:1500 x W:1200	£164.00
516*	H:1500 x W:1600	£174.00
518*	H:1500 x W:1800	£184.00

\*Stocked in select colours



## 1800mm High Solid Floor Screen



CODE	DESCRIPTION	RRP
808	H:1800 x W:800	£174.00
810	H:1800 x W:1000	£174.00
812*	H:1800 x W:1200	£184.00
814*	H:1800 x W:1400	£184.00
816*	H:1800 x W:1600	£194.00

\*Stocked in select colours



## Linking Strips



2-2 Strip

4-4 Strip

2-2 panel linking strips used for connecting 2 screens together.  
4-4 panel linking strips used for connecting 4 screens together

CODE	DESCRIPTION	RRP
LK22	1200mm 2-2 Strip	£11.00
LK25	1500mm 2-2 Strip	£12.00
LK28	1800mm 2-2 Strip	£13.00
LK42	1200mm 4-4 Strip	£17.00
LK45	1500mm 4-4 Strip	£20.00
LK48	1800mm 4-4 Strip	£22.00

Finish: Black only

## Cable Management Tray



Drop down cable management tray. Wire cable tray drops to expose cables fitted with plastic end covers.

Note: Specify sizes shorter than desk size eg: 1600 desk use WB1400-S

CODE	DESCRIPTION	RRP
WB0800-S	WIDTH: 800mm	£49.00
WB1000-S	WIDTH: 1000mm	£52.00
WB1200-S	WIDTH: 1200mm	£57.00
WB1400-S	WIDTH: 1400mm	£60.00

Finish: Silver

## Cable Spines



Simple attractive solution to carry cables from floor to desk. Unique Rotating desk fixing, attractive oval shaped segments, Large weighted base for extra stability. Segregated cable spine 760mm length Complete with fixing screws.

Available in Grey, Black or Opaque.

CODE	DESCRIPTION	RRP
ROSP-GR	Grey 760mm long	£40.00
ROSP-BL	Black 760mm long	£40.00
ROSP-OP	Opaque 760mm long	£40.00

## Under Desk Power Modules



All power modules supplied feature a unique spare fuse incorporated into each and every socket.

CODE	DESCRIPTION	RRP
PMK205-E	2 UK Sockets	£35.00
PMK405-E	4 UK Sockets	£40.00

## Under Desk Data Modules



Data Modules come complete with 3m leads. Modules can also be connected directly to Under Desk Power Modules.

CODE	DESCRIPTION	RRP
PMK-DH-2-3	2 X RJ45 CAT5E 3M	£75.00
PMK-DH-4-3	4 X RJ45 CAT5E 3M	£85.00

## Mains Starter and Connector Leads



Mains Leads with UK 3 pin plug to 3 pole connector.

Connector Leads, male 3 pole connector to Female 3 pole connector.

CODE	DESCRIPTION	RRP
ML3M-B	Mains Lead	£30.00
DCL15M-B	1.5m Connector Lead	£25.00
CL3M-B	3m Connector Lead	£30.00

## Desktop Power & Data Modules



All power modules feature a unique spare fuse incorporated into each and every socket. Desk top modules feature a unique multi-position fixing bracket.

All with 1 x Neon switch, individually fused UK sockets.

CODE	DESCRIPTION	RRP
DTK2PINF/1S	2 x UK	£45.00
DTK2PINF/1S/2D	2 x UK, 2 x RJ45	£50.00
DTK4PINF/1S	4 x UK	£65.00
DTK4PINF/1S/2D	4 x UK, 2 x RJ45	£70.00

Standard colour Black/Silver  
Grey/Silver and White/Silver available on request

## Through Desk Aero Flip Modules




Aero flip modules - distinctive low profile, modules can be configured with power and data options.

CODE	DESCRIPTION	RRP
APD2PINF/1S	2 x UK	£90.00
APD2PINF/1S/2D	2 x UK, 2 x RJ45	£110.00

Standard colour Grey/Silver  
White/Silver available on request

## Single Monitor Arms



Single Monitor arm complete with both through desk and clamp fixings. 75mm and 100mm VESA plate. Cable management clips. Height adjustable by 'Quick release clamp' available in Silver and White. Weight capacity 20KG.

CODE	DESCRIPTION	RRP
HAFA-SR	Single Arm Silver	£150.00
HAFA-WH	Single Arm White	£150.00

## Twin Monitor Arms



Twin Monitor arm complete with both through desk and clamp fixings. 75mm and 100mm VESA plate. Cable management clips. Height adjustable by 'Quick release clamp' available in Silver and White. Weight capacity 20KG.

CODE	DESCRIPTION	RRP
2FSA-SR	Twin Arm Silver	£200.00
2FSA-WH	Twin Arm White	£200.00

## Gas Operated Monitor Arms



Stylish gas operated monitor arm. Complete with both through desk and clamp fixings. Excellent cable management features. Quick release VESA plate takes 75mm and 100mm fixings. Weight capacity 3Kg to 8Kg. Available in Silver or Bright White. Made from over 90% recycled aluminium and is 99% recyclable.



CODE	DESCRIPTION	RRP
FFGA-SR	Single Arm Silver	£275.00
FFGA-WH	Single Arm White	£275.00



## CPU Holder



Simple, attractive design houses a large range of computers. Simple fold out design makes for quick easy installation.

Adjustable height from 300 – 500mm and width 50mm - 210mm. Fixes directly to underside of desk. Supplied complete with fixing screws

CODE	DESCRIPTION	RRP
BCPU-SR	Silver	£75.00
BCPU-WH	White	£75.00

## Locking Set



Locking set for BCPU. Added to enable the unit to be a lockable CPU Holder.

Can also be retro-fitted.

CODE	DESCRIPTION	RRP
LSET-SR	Silver	£25.00
LSET-WH	White	£25.00

## Slide & Turn



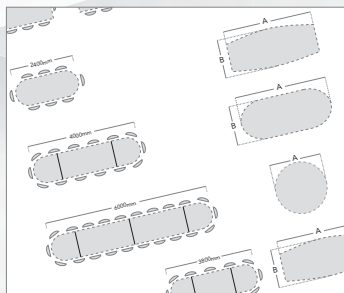
Slide and turn mechanism for BCPU.

Can also be retro-fitted.

CODE	DESCRIPTION	RRP
STMECH-SR	Silver	£40.00
STMECH-WH	White	£40.00

# Boardroom

## Standard Tables - Arrow Head Leg



**Configure:**  
Modular configurations to accommodate every environment.



**Edging:**  
ABS edging Impact resistant, rigid edging that matches the MFC board.



**Leg:**  
Arrow head leg design allow for more leg room.



## Overview

Boardroom tables are 25mm MFC scratch resistant tops in a selection of designs and finishes. A selection of modular extension tables are available offering greater flexibility.

All MFC is produced using sustainable practices. By suppliers who are part of the FSC chain of custody and the WWF foundation assuring that all our material comes from sustainable forestry. All our MFC is tested to the highest standards and meets EN standard EN 14322:2004 as well as being BM Trade Certified to ISO9001:2008, ISO 14001:2004 and OHSAS 18001.

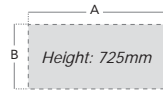
## Features & Benefits

- 25mm MFC desk top available in a choice of finishes
- ABS edging impact resistant,
- Adjustable foot leveller
- Additional modular extensions enable a variety of configurations

## Rectangular Boardroom Table



Boardroom table with 25mm top.



CODE	A	B	RRP
EB18	1800	1000	£350.00
EB20	2000	1000	£375.00




Beech (B) Oak (O)

## Radial Boardroom Table



Boardroom table with 25mm top.



Height: 725mm

CODE	A	B	RRP
ERB24	2400	1300-800	£500.00

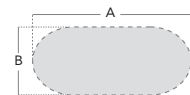


Beech (B) Oak (O)

## Radial End Boardroom Table



Boardroom table with 25mm top.



Height: 725mm

CODE	A	B	RRP
EB24	2400	1000	£480.00

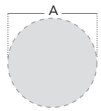


Beech (B) Oak (O)

## Circular Boardroom Table



Boardroom table with 25mm top. Free standing with cruciform legs.



Height: 725mm

CODE	A	RRP
RT12	1200	£200.00



Beech (B) Oak (O)

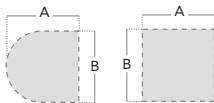
## Extension Table



EB10D

EB10

Boardroom table with 25mm top.



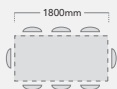
Height: 725mm

CODE	A	B	RRP
EB10D	1000	1000	£200.00
EB10	1000	1000	£180.00



Beech (B) Oak (O)

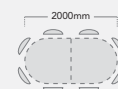
## Sample Configurations



1 x EB18  
Seats 8 people  
£406.00 RRP



2 x EB10D, 1 x EB10  
Seats 10 people  
£746.00 RRP



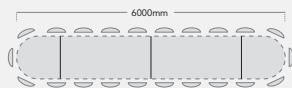
2 x EB10D  
Seats 8 people  
£530.00 RRP



1 x EB24  
Seats 8-10 people  
£527.00 RRP



2 x EB10D, 1 x EB20  
Seats 12-14 people  
£970.00 RRP



2 x EB10D, 2 x EB20  
Seats 18-20 people  
£1410.00 RRP



1 x RT12  
Seats 4 people  
£278.00 RRP

# Hagan

## Boardroom Tables



✦ **Base:**  
25mm MFC central column that allows cables to run through.



✦ **Frame:**  
Laser cut steel Silver base to offer style. Complete with large adjustable foot levers.



✦ **Leg:**  
Cantilever structure to allow more leg room.



### Overview

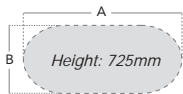
Hagan tables are 25mm MFC scratch resistant tops in a selection of contemporary designed top shapes to fit the modern office environment. Constructed from MFC with a steel under frame.

All MFC is produced using sustainable practices. By suppliers who are part of the FSC chain of custody and the WWF foundation assuring that all our material comes from sustainable forestry. All our MFC is tested to the highest standards and meets EN standard EN 14322:2004 as well as being BM Trade Certified to ISO9001:2008, ISO 14001:2004 and OHSAS 18001.


### Features & Benefits

- ✦ 25mm MFC top with 2mm ABS edging
- ✦ 25mm MFC main carcass with 2mm ABS edging
- ✦ Levelling foot
- ✦ Central column for cable management

Oval Boardroom Table

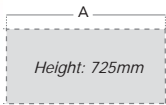


CODE	A	B	RRP
HO25	2500	1200	£1180.00




Beech (B) Oak (O)

Rectangular Boardroom Table

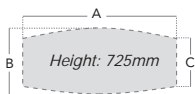


CODE	A	B	RRP
HR25	2500	1200	£1180.00



Beech (B) Oak (O)

Radial Boardroom Table



CODE	A	B	C	RRP
HB25	2500	1200	800	£1182.00



Beech (B) Oak (O)



# Flexitables

## ✦ Economy Graphite Leg



✦ **Design:**  
Traditional four leg design complete with adjustable feet, manufactured from box section steel.



✦ **Stack:**  
Spiral stacking for safe and easy storage.



✦ **Leg:**  
Height adjustable foot leveller.



## Overview

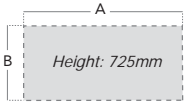
Multi functional tables in a range of shapes and sizes that allow for easy configuration.

All MFC is produced using sustainable practices. By suppliers who are part of the FSC chain of custody and the WWF foundation assuring that all our material comes from sustainable forestry. All our MFC is tested to the highest standards and meets EN standard EN 14322:2004 as well as being BM Trade Certified to ISO9001:2008, ISO 14001:2004 and OHSAS 18001.

## Features & Benefits

- ✦ 18mm Melamine Faced Chipboard scratch resistant tops
- ✦ Available in four shapes
- ✦ ABS edging: Impact resistant, rigid plastic
- ✦ Edging matches the MFC board
- ✦ 16 Gauge Steel frame and legs
- ✦ Powder coated Graphite grey finish
- ✦ Spiral stacked for easier storage
- ✦ Foot leveller

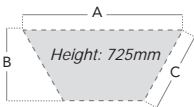
Rectangular Flexible with Graphite Frame



CODE	A	B	RRP
FLXG8	800	800	£86.00
FLXG12	1200	800	£97.00
FLXG14	1400	800	£102.00
FLXG16	1600	800	£108.00
FLXG18	1800	800	£126.00



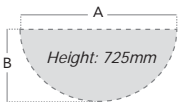
Trapezoidal Flexible with Graphite Frame



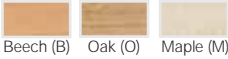
CODE	A	B	C	RRP
FLXGT	1600	694	800	£195.00



Semi Circular Flexible with Graphite Frame



CODE	A	B	RRP
FLXGS	1600	800	£195.00



Sample Configurations



Customise your ideal layout, simply move around or add as and when you need to accommodate your requirements within your organisation.

# Flexitables

## ✦ Economy Silver Leg



✦ **Design:**  
Traditional four leg design complete with adjustable feet, manufactured from box section steel.



✦ **Stack:**  
Spiral stacking for safe and easy storage.



✦ **Leg:**  
Height adjustable foot leveller.



## Overview

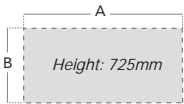
Multi functional tables in a range of shapes and sizes that allow for easy configuration.

All MFC is produced using sustainable practices. By suppliers who are part of the FSC chain of custody and the WWF foundation assuring that all our material comes from sustainable forestry. All our MFC is tested to the highest standards and meets EN standard EN 14322:2004 as well as being BM Trade Certified to ISO9001:2008, ISO 14001:2004 and OHSAS 18001.

## Features & Benefits

- ✦ 18mm Melamine Faced Chipboard scratch resistant tops
- ✦ Available in four shapes
- ✦ ABS edging; Impact resistant, rigid plastic
- ✦ Edging matches the MFC board
- ✦ 16 Gauge Steel frame and legs
- ✦ Powder coated Silver grey finish
- ✦ Spiral stacked for easier storage
- ✦ Foot leveller

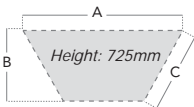
Rectangular Flexible with Silver Frame




CODE	A	B	RRP
FLXS8	800	800	£86.00
FLXS12	1200	800	£97.00
FLXS14	1400	800	£102.00
FLXS16	1600	800	£108.00
FLXS18	1800	800	£126.00



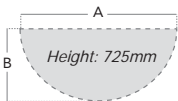
Trapezoidal Flexible with Silver Frame



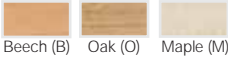
CODE	A	B	C	RRP
FLXST	1600	694	800	£195.00



Semi Circular Flexible with Silver Frame



CODE	A	B	RRP
FLXSS	1600	800	£195.00




Sample Configurations



Customise your ideal layout, simply move around or add as and when you need to accommodate your requirements within your organisation.

# Flexitables

## Deluxe Tables



✦ **Folded:**  
Folding legs snap into position for easy storage & space saving.



✦ **Opening:**  
Pull legs outwards to snap into place. Quick and easy set up for multiple configurations.



✦ **Open:**  
Legs extend and lock into place to stabilise table for safety.



## Overview

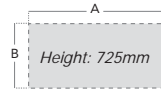
Deluxe Flexitables allow for multiple configuration options, with a choice of folding leg or radial leg designs.

All MFC is produced using sustainable practices. By suppliers who are part of the FSC chain of custody and the WWF foundation assuring that all our material comes from sustainable forestry. All our MFC is tested to the highest standards and meets EN standard EN 14322:2004 as well as being BM Trade Certified to ISO9001:2008, ISO 14001:2004 and OHSAS 18001.

## Features & Benefits

- ✦ 25mm Melamine Faced Chipboard MFC desk top.
- ✦ Available in a choice of three styles
- ✦ ABS edging; Impact resistant, rigid plastic edging
- ✦ Edging the MFC board
- ✦ 16 gauge tubular steel chrome legs
- ✦ Height levelling feet
- ✦ Folding frame for easy storage and handling. (Folding tables only).

## Rectangular Folding Flexible

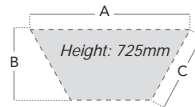


CODE	A	B	RRP
F1*	1800	800	£300.00
F2	1600	800	£266.00
F3	1300	800	£248.00



\*F1 Beech, Oak and Maple only

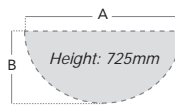
## Trapezoidal Folding Flexible



CODE	A	B	C	RRP
F4	1600	694	800	£299.00



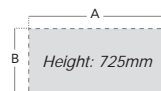
## Semi Circular Folding Flexible



CODE	A	B	RRP
F5	1600	800	£299.00



## Rectangular Chrome Leg Flexible

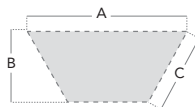


CODE	A	B	RRP
CF1*	1800	800	£234.00
CF2	1600	800	£201.00
CF3	1300	800	£182.00
CF7	800	800	£173.00



\*CF1 and CF7 Beech, Oak and Maple only

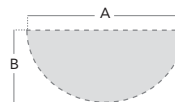
## Trapezoidal Chrome Leg Flexible



CODE	A	B	C	RRP
CF4	1600	694	800	£234.00



## Semi Circular Chrome Leg Flexible



CODE	A	B	RRP
CF5	1600	800	£234.00



## Sample Configurations



Customise your ideal layout, simply move around or add as and when you need to accommodate your requirements within your organisation.

Ideal for meetings and seminars. Folding leg tables easily stacked to save space with a choice of chrome folding or 60mm diameter chrome legs.

# Fliptop

## Meeting Table



✦ **Up:**  
The fliptop tables form a unique table that is versatile for all meetings and conferences.



✦ **Folding:**  
Easy lightweight folding makes for easy assembly into a number of different configurations.



✦ **Folded:**  
The fliptop tables fold away to solve space saving storage problems.



## Overview

Ideal for meeting or conference facilities, the Fliptop range is available with 25mm MFC scratch resistant tops.

All MFC is produced using sustainable practices. By suppliers who are part of the FSC chain of custody and the WWF foundation assuring that all our material comes from sustainable forestry. All our MFC is tested to the highest standards and meets EN standard EN 14322:2004 as well as being BM Trade Certified to ISO9001:2008, ISO 14001:2004 and OHSAS 18001.

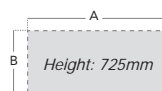
## Features & Benefits

- ✦ 25mm MFC
- ✦ Scratch resistant tops
- ✦ Available in a variety of shapes and finishes
- ✦ ABS edging
- ✦ Flip top to manoeuvre between tight spaces
- ✦ Tops nest together for more compact storage
- ✦ Mobile to allow quick easy configuration
- ✦ Lockable castors

## Straight Fliptop Table



Straight Fliptop table suitable for conference or meeting rooms. Fold away option for easy storage. Modular units allow for multiple configurations.



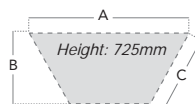
CODE	A	B	RRP
FLIP13	1300	800	£440.00
FLIP16	1600	800	£465.00



## Trapezoidal Fliptop Table



Trapezoidal Fliptop table suitable for conference or meeting rooms. Fold away option for easy storage. Modular units allow for multiple configurations.



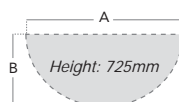
CODE	A	B	C	RRP
FLIPT	1600	694	800	£487.00



## Semi Circular Fliptop Table



Semi Circular Fliptop table suitable for conference or meeting rooms. Fold away option for easy storage. Modular units allow for multiple configurations.



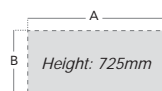
CODE	A	B	RRP
FLIPR	1600	800	£487.00



## Linking Device



Table top linking mechanism. Easy fit quick release device.



CODE	DESCRIPTION	RRP
TVLOCK	linking device	£21.00

Finish: Black



# Receptions

✦ *Denver & Colorado*



*"front of house..."*



✧ **Denver** a complete modular reception unit that can be arranged in a variety of configurations with the desk and hutch units.

✧ **Colorado** reception units are a complete semi circular reception with an optional return desk for more working space.



*“choice of styles and finish..”*

## Overview

**Denver** complete modular reception unit that can be arranged in a variety of configurations with the desk and hutch units.

Available in a Beech finish either as a straight desk or corner unit with matching hutch, in a scratch resistant finish. The cable ports link up between the top and base units.

**Colorado** reception unit is available in Beech, Maple or Oak. Optional return desk for more working space.


## Features & Benefits

- ✧ 25mm MFC desk top
- ✧ ABS edging.
- ✧ Impact resistant edging, rigid plastic edging to matches Finish
- ✧ Cable ports. 65mm diameter cable ports supplied with desk

MFC sourced from FSC Certified Supplier.

# Denver

## Modular Reception Units



### Denver Modular Straight Base Unit



CODE	A	B	RRP
RU8D	800	800	£205.00
RU12D	1200	800	£255.00



Beech (B)

25mm MFC, 2mm robust ABS edging, simple Cam and Pin construction, height levelling feet, cable access ports align with hutch units.



Height: 742mm

### Denver Modular Corner Base Unit

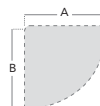


CODE	A	B	RRP
RUCD	800	800	£260.00



Beech (B)

25mm MFC, 2mm robust ABS edging, simple Cam and Pin construction, supplied fully built, height levelling feet.



Height: 742mm

### Denver Modular Straight Hutch Unit




CODE	A	B	RRP
RU8H	800	350	£130.00
RU12H	1200	350	£140.00



Beech (B)

25mm MFC, 2mm robust ABS edging, simple Cam and Pin construction. Cable access ports align with desktop units.



Height: 430mm

### Denver Modular Corner Hutch Unit

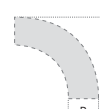


CODE	A	B	RRP
RUCH	800	350	£182.00



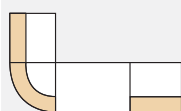
Beech (B)

25mm MFC, 2mm robust ABS edging, simple Cam and Pin construction, supplied fully built.

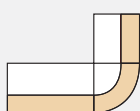


Height: 430mm

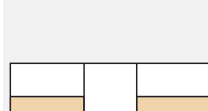
## Sample Configurations



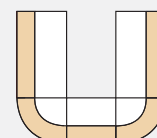
2 x RU8D  
2 x RU8H  
1 x RU8D  
1 x RU8H  
1 x RU8D  
1 x RU8H



1 x RU8D  
1 x RU8H  
1 x RU8D  
1 x RU8H  
1 x RU8D  
1 x RU8H



2 x RU12D  
2 x RU12H  
1 x RU8D



2 x RU12D  
2 x RU12H  
2 x RUCH  
2 x RU8D  
1 x RU8H

# Colorado

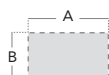
## Modular Reception Units



### Colorado Modular Reception Unit



25mm MFC, 2mm robust ABS edging.



Height: 1025mm

CODE	A	B	RRP
REU	2100	1100	£789.00

Beech (B) Oak (O) Maple (M)

### Colorado Modular Reception Unit



25mm MFC, 2mm robust ABS edging.

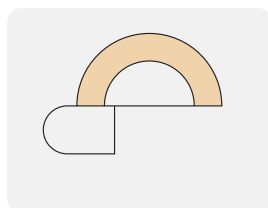
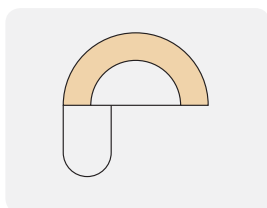
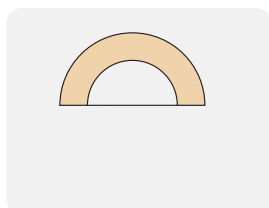


Height: 725mm

CODE	A	B	RRP
RR	1200	600	£224.00

Beech (B) Oak (O) Maple (M)

## Sample Configurations



Welcome to our most extensive collection of office seating.

You will find a solution for all budgets and all areas of your business from stylish reception seating to ergonomic office chairs.

*"Packed with over 50 pages of seating"*

✚ *Chair buying guide*  
Page 128

✚ *Seating Mechanism explained*  
Page 129

✚ *Seating Fabrics*  
Page 131

✚ *Seating*  
Page 132-177



Page 132



Page 132



Page 133



Page 133



Page 134



Page 134



Page 135



Page 135



Page 135



Page 136



Page 136



Page 137



Page 137



Page 138



Page 138



Page 139



Page 139



Page 139



Page 140



Page 140



Page 140



Page 141



Page 141



Page 142



Page 143



Page 143



Page 144



Page 144



Page 145



Page 145



Page 146



Page 146



Page 147



Page 148



Page 148



Page 149



Page 150



Page 150



Page 151



Page 152



Page 152



Page 153



Page 153



Page 153



Page 154



Page 154



Page 154



Page 157



Page 157



Page 157



Page 157



Page 158



Page 158



Page 158



Page 159



Page 159



Page 159



Page 160



Page 160



Page 161



Page 161



Page 162



Page 163



Page 164



Page 165



Page 166



Page 166



Page 167



Page 168



Page 169



Page 170



Page 171



Page 172



Page 173



Page 173



Page 174



Page 175



Page 175



Page 176



Page 177

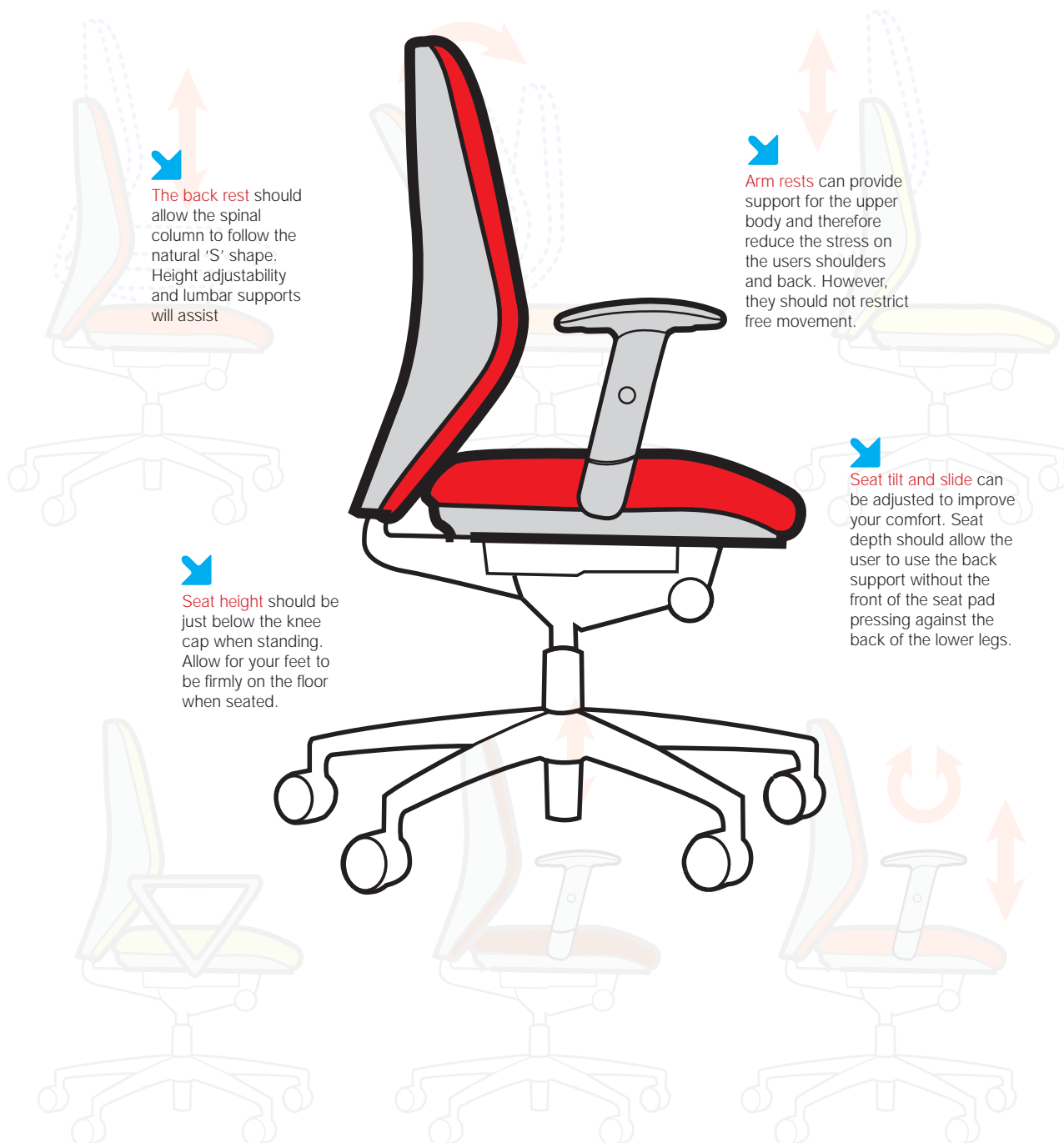
# Chair Buying Guide

*Are you sitting comfortably?*

*The application of ergonomics in your workplace will make the environment more comfortable for all employees, boosting productivity and reducing stress – something that serves both the employer and employees alike.*

*Selecting the right office chair does not have to be complicated. The key points to remember when choosing office chairs are, how long are the chairs are being used for, what activity will the user be doing while using the chair.*

*Things to consider are;*



# Seating Mechanism Explained



Gas lift adjustment



## Gas lift adjustment

Raises and lowers the height of the seat to fit the user.



Knee tilt adjustment



## Knee tilt adjustment

Seat and back move backwards in tandem, lockable in upright position.



Weight tension control



## Weight tension control

Adjustable to the users weight to ensure smooth reclining action.



Back rake (tilt) adjustment



## Back rake adjustment

Independent seat back tilt control. Lockable in multiple positions.



Back height adjustment



## Back height adjustment

Allows the seat back to be higher and lowered to fit the user.



Independent seat tilt adjustment



## Independent seat tilt

Allows the seat to be independently tilted forwards and backwards.



Synchro seat & back tilt, lockable options



## Synchro seat and back tilt

Seat and back move in a synchronised motion. Lockable in multiple positions.



Seat depth adjustment



## Seat depth adjustment

Seat slides forwards and backwards to match the users size. Lockable in multiple positions.



Lumbar support



## Lumbar support

Adjusts internally in the seat back to offer additional support to the lower back.



Fixed arms



## Fixed arms



Height adjustable arms



## Height adjustable arms

Arms adjust in height. Lockable in multiple positions.



Fully adjustable arms



## Fully adjustable arms

Arms adjust in height and lockable in multi positions. Arms are also adjustable left and right positions.

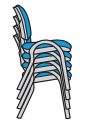


Four leg chair



## General seating

4 leg



4 Leg stackable



## General seating

4 leg stacking



Chair with arms



## General seating

4 leg with arms



Chair with writing tablet



## General seating

Chair with writing tablet



Cantilever stackable



## General seating

Cantilever stacking



Cantilever base



## General seating

Cantilever chair

# Fabrics and Finishes

## Screen Fabrics

Select your screen fabric from a choice of stocked and made to order fabrics. The fabrics have been selected to the closest seating fabric match.

### Technical specification:

**Composition:** 100% Polyester

**Weight:** 225gms/m<sup>2</sup> Tolerance ±5%

**Abrasion:** Tested in accordance with BS5690

**Flame retardancy:** Vertical surface test BS476 Part 1 Class 1  
BSEN1021-1:2006 (cigarette)

Colours  
Stocked




CHARCOAL (C)

BLUE (B)

BURGUNDY (BU)

Colours  
Made to order



BLACK (K)

RED (R)

GREY (G)


GREEN (N)

## Leather Faced

Leather faced Executive and Managers chairs are available in a number of different finishes. Please refer to individual chairs for availability.



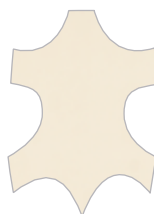
BLACK LEATHER  
FACED (BLK)



WHITE LEATHER  
FACED



BROWN LEATHER  
FACED



CREAM LEATHER  
FACED



TAN LEATHER  
FACED (TAN)

## Stocked Fabrics

Fabric stocked colours are available in a number of finishes. Please refer to individual chairs for availability. All fabric is manufactured to UK fire retardant standards.




BLACK (K)



BLUE (B)



BURGUNDY (BU)



GREY (G)



CHARCOAL (C)




RED (R)



GREEN (N)

## Mesh Fabrics

Mesh fabric stocked colours are available in a number of finishes. Please refer to individual chairs for availability. Mesh fabric is manufactured to UK fire retardant standards.



RED (R)




ORANGE (OR)



GREEN (N)



BLACK (K)



BLUE (B)

Disclaimer note: Print quality can't be guaranteed to be an exact match to the fabric. Batch to batch variations in shade may occur.

# Fabric Plus

Fabric Plus offers an exciting range of new colours for 2013. Wherever you see this colour wheel the seating is available in both standard colours and these 12 extra Fabric Plus colours. Add the colour suffix to your product code. Fabric Plus colours are manufactured to your specific requirements. Please allow 20 days for delivery.



*Fabric Plus*  
New range of colours



## Technical specification:

**Composition:** 100% Polyester

**Weight:** 310gms/m<sup>2</sup> Tolerance ±5%

**Abrasion:** Tested in accordance with BS2543:2004 to 100,000 rubs and is grade severe contract use

**Flame retardancy:** BS7176 Low hazard

BS7176 Medium hazard

BS5852 Ignition source 5

BSEN 1021-1:2006 (Cigarette)

BSEN 1021-2:2006 (Match)

## Florence Leather Faced Executive High Back Chair

CODE	DESCRIPTION	RRP
FLO300T1	High back chair	£350.00

- ▶ Contemporary design
- ▶ Chrome arms & base
- ▶ Deep padded seat & back
- ▶ Soft padded arms
- ▶ Sculptured lumbar support
- ▶ Italian design

OVERALL HEIGHT	OVERALL DEPTH	OVERALL WIDTH	BACK WIDTH	BACK HEIGHT	SEAT HEIGHT	SEAT DEPTH	SEAT WIDTH	HOURS USAGE	WEIGHT CAPACITY
1095-1185	655	605	525	680	485-575	500	520	8	18




Gas lift adjustment



Knee tilt adjustment



Weight tension control



## Florence Leather Faced Executive Visitor Chair


CODE	DESCRIPTION	RRP
FLO100C1	High back chair	£325.00

- ▶ Contemporary design
- ▶ Chrome arms & base
- ▶ Deep padded seat & back
- ▶ Soft padded arms
- ▶ Sculptured lumbar support
- ▶ Italian design
- ▶ Anti-tilt brackets

OVERALL HEIGHT	OVERALL DEPTH	OVERALL WIDTH	BACK WIDTH	BACK HEIGHT	SEAT HEIGHT	SEAT DEPTH	SEAT WIDTH	HOURS USAGE	WEIGHT CAPACITY
965	630	585	505	555	505	450	515	8	18



Cantilever Frame




## Milot Leather Faced Executive High Back Chair

CODE	DESCRIPTION	RRP
MLT300T1	High back chair	£325.00

- Available in Cream & Black
- Three section back
- Fully upholstered arms
- Waterfall seat
- Chrome base

OVERALL HEIGHT	OVERALL DEPTH	OVERALL WIDTH	BACK WIDTH	BACK HEIGHT	SEAT HEIGHT	SEAT DEPTH	SEAT WIDTH	HOURS USAGE	WEIGHT CAPACITY
1010-1100	750	605	480	685	425-515	465	490	8	18



Select your colour:  
eg. MLT300T1 in Black = MLT300T1-K


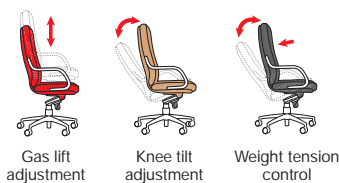


## Palermo Leather Faced Executive High Back Chair

CODE	DESCRIPTION	RRP
PAL300K2	High back chair	£242.00

- Contemporary design
- Stylish arms with Silver trim
- Knee tilt mechanism
- Silver nylon base with Black trims
- Double padded seat
- Head rest
- Lumbar support

OVERALL HEIGHT	OVERALL DEPTH	OVERALL WIDTH	BACK WIDTH	BACK HEIGHT	SEAT HEIGHT	SEAT DEPTH	SEAT WIDTH	HOURS USAGE	WEIGHT CAPACITY
1100-1195	755	645	535	700	485-575	505	510	8	18



## Bari Leather Faced Executive High Back Chair

CODE	DESCRIPTION	RRP
BARI300T1	High back chair	£296.00

- Contemporary design
- Chrome arms & base
- Gas height adjustable
- User's weight tension control

OVERALL HEIGHT	OVERALL DEPTH	OVERALL WIDTH	BACK WIDTH	BACK HEIGHT	SEAT HEIGHT	SEAT DEPTH	SEAT WIDTH	HOURS USAGE	WEIGHT CAPACITY
1105-1175	730	545	460	645	495-565	440	490	8	18




Gas lift adjustment



Knee tilt adjustment



Weight tension control



BLACK LEATHER FACED



WHITE LEATHER FACED (W)

Select your colour:  
eg. BARI300T1 in  
White = BARI300T1-W



## Bari Leather Faced Executive Visitor Chair


CODE	DESCRIPTION	RRP
BARI100C1	Visitor chair	£280.00

- Contemporary design.
- Chrome arms & base.

OVERALL HEIGHT	OVERALL DEPTH	OVERALL WIDTH	BACK WIDTH	BACK HEIGHT	SEAT HEIGHT	SEAT DEPTH	SEAT WIDTH	HOURS USAGE	WEIGHT CAPACITY
870	575	560	470	450	450	445	490	8	18



Cantilever Frame



BLACK LEATHER FACED



WHITE LEATHER FACED (W)

Select your colour:  
eg. BARI300C1 in White = BARI300C1-W



## Derby Leather Faced Executive High Back Chair

CODE	DESCRIPTION	RRP
DER300T1-BLK	High back chair	£242.00

- Designed high back leather executive chair
- Waterfall seat
- Leather padded arms
- Tilt mechanism
- Raised Chrome spider base
- Weight tension control
- Mesh side panels

OVERALL HEIGHT	OVERALL DEPTH	OVERALL WIDTH	BACK WIDTH	BACK HEIGHT	SEAT HEIGHT	SEAT DEPTH	SEAT WIDTH	HOURS USAGE	WEIGHT CAPACITY
1145-1215	785	675	530	755	490-550	545	545	8	18




Gas lift adjustment



Knee tilt adjustment



Weight tension control



BLACK LEATHER FACED



## Derby Leather Faced Executive Visitor Chair


CODE	DESCRIPTION	RRP
DER100C1-BLK	Visitor chair	£226.00

- Contemporary design
- Front support feet for anti tilt
- Waterfall seat
- Leather padded arms
- Chrome cantilever frame
- Mesh side panels

OVERALL HEIGHT	OVERALL DEPTH	OVERALL WIDTH	BACK WIDTH	BACK HEIGHT	SEAT HEIGHT	SEAT DEPTH	SEAT WIDTH	HOURS USAGE	WEIGHT CAPACITY
1070	745	660	510	670	500	500	540	8	18



Cantilever Frame



BLACK LEATHER FACED



## Martinez Leather Faced Executive High Back Chair

CODE	DESCRIPTION	RRP
MAR50004	High back chair	£221.00

- Contemporary design.
- Soft leather faced.
- Chrome padded arms.
- Panel stitched
- Chrome 5 star base
- Optional glides supplied to convert to a boardroom chair

OVERALL HEIGHT	OVERALL DEPTH	OVERALL WIDTH	BACK WIDTH	BACK HEIGHT	SEAT HEIGHT	SEAT DEPTH	SEAT WIDTH	HOURS USAGE	WEIGHT CAPACITY
985-1075	715	570	470	580	490-580	460	485	8	18




Gas lift adjustment



Knee tilt adjustment



Weight tension control



BLACK LEATHER FACED



Optional Glides included

## Catania Leather Faced Managers High Back Chair

CODE	DESCRIPTION	RRP
CAT300T1	High back chair	£221.00

- Waterfall seat design
- Soft padded gun metal coloured arms, matching nylon base, Black trim
- Deep button seat & back design breathable mesh seat & back side panel
- Basic tilt mechanism
- Gas height adjustment
- Users weight tilt tension control

OVERALL HEIGHT	OVERALL DEPTH	OVERALL WIDTH	BACK WIDTH	BACK HEIGHT	SEAT HEIGHT	SEAT DEPTH	SEAT WIDTH	HOURS USAGE	WEIGHT CAPACITY
1095-1185	760	645	520	700	510-600	520	520	8	18




Gas lift adjustment



Knee tilt adjustment



Weight tension control



## Somerset Leather Faced Executive High Back Chair

CODE	DESCRIPTION	RRP
SOM300T1	High back chair	£188.00

- Stylish leather faced & Chrome executive chair
- Pronounced lumbar & headrest support
- Chrome armrests with complementing pads for additional user comfort.
- Fully reclining tilt mechanism adjustable for individual body weight
- Lockable in the upright-seated position
- Chrome base with twin wheel hooded castors

OVERALL HEIGHT	OVERALL DEPTH	OVERALL WIDTH	BACK WIDTH	BACK HEIGHT	SEAT HEIGHT	SEAT DEPTH	SEAT WIDTH	HOURS USAGE	WEIGHT CAPACITY
1100-1190	720	630	490	710	500-590	485	490	8	18




Gas lift adjustment



Knee tilt adjustment



Weight tension control



## Monaco *Leather Faced Managers High Back Chair*

CODE	DESCRIPTION	RRP
MON300T1	High back chair	£183.00

- ✓ 50mm easy glide castors
- ✓ 5 Star polished Chrome base
- ✓ Gas height adjustment
- ✓ Tilt mechanism
- ✓ Lockable back tilt
- ✓ Users weight tilt tension control
- ✓ Padded arms

OVERALL HEIGHT	OVERALL DEPTH	OVERALL WIDTH	BACK WIDTH	BACK HEIGHT	SEAT HEIGHT	SEAT DEPTH	SEAT WIDTH	HOURS USAGE	WEIGHT CAPACITY
1130-1120	675	655	510	755	495-585	490	510	8	18




Gas lift adjustment



Knee tilt adjustment



Weight tension control



## King *Leather Faced Managers High Back Chair*

CODE	DESCRIPTION	RRP
KNG300T1	High back chair	£178.00

- ✓ 50mm easy glide castors
- ✓ Durable nylon 5 star base
- ✓ Gas height adjustment
- ✓ Tilt mechanism
- ✓ Lockable back tilt
- ✓ Users weight tilt tension control
- ✓ Fixed Black arms

OVERALL HEIGHT	OVERALL DEPTH	OVERALL WIDTH	BACK WIDTH	BACK HEIGHT	SEAT HEIGHT	SEAT DEPTH	SEAT WIDTH	HOURS USAGE	WEIGHT CAPACITY
1160-1250	770	635	520	750	495-585	505	510	8	18




Gas lift adjustment



Knee tilt adjustment



Weight tension control



## Chromus *Leather Faced Managers Chair*

CODE	DESCRIPTION	RRP
CHR200T1	Managers chair	£183.00

- Compound leather finish
- Tilt mechanism
- Users weight tension control
- Gas height adjustment
- 5 star base

OVERALL HEIGHT	OVERALL DEPTH	OVERALL WIDTH	BACK WIDTH	BACK HEIGHT	SEAT HEIGHT	SEAT DEPTH	SEAT WIDTH	HOURS USAGE	WEIGHT CAPACITY
885-975	625	560	480	450	450-540	450	480	6	18




Gas lift adjustment



Knee tilt adjustment



Weight tension control



Select your colour:  
eg. CHR200T1 in Black = CHR200T1-BLK



## Nantes *Leather Faced Managers Chair*

CODE	DESCRIPTION	RRP
NAN300T1	Managers chair	£179.00

- Soft padded Black arms
- Black nylon base
- Breathable mesh seat and back side panel
- Gas height adjustment
- Basic tilt mechanism

OVERALL HEIGHT	OVERALL DEPTH	OVERALL WIDTH	BACK WIDTH	BACK HEIGHT	SEAT HEIGHT	SEAT DEPTH	SEAT WIDTH	HOURS USAGE	WEIGHT CAPACITY
1055-1145	730	640	520	705	495-585	470	515	8	18




Gas lift adjustment



Knee tilt adjustment



Weight tension control



## Hertford Leather Faced Managers Chair

CODE	DESCRIPTION	RRP
HER300T1	High back chair	£158.00

- Leather faced executive chair with ruched upholstery
- Fixed Black arms
- User weight tension control
- Tilt mechanism
- Chrome base with twin wheel hooded castors

OVERALL HEIGHT	OVERALL DEPTH	OVERALL WIDTH	BACK WIDTH	BACK HEIGHT	SEAT HEIGHT	SEAT DEPTH	SEAT WIDTH	HOURS USAGE	WEIGHT CAPACITY
1090-1180	735	620	485	665	495-585	490	490	8	18




Gas lift adjustment



Knee tilt adjustment



Weight tension control



## Hertford Leather Faced Visitors Chair


CODE	DESCRIPTION	RRP
HER100C1	Visitor chair	£153.00

- Leather faced executive chair with ruched upholstery
- Fixed Black arms
- Chrome cantilever base

OVERALL HEIGHT	OVERALL DEPTH	OVERALL WIDTH	BACK WIDTH	BACK HEIGHT	SEAT HEIGHT	SEAT DEPTH	SEAT WIDTH	HOURS USAGE	WEIGHT CAPACITY
930	670	620	480	525	480	490	490	6	16



Cantilever Frame



## Hampshire Leather Faced Managers Chair

CODE	DESCRIPTION	RRP
HAM300T1	High back chair	£135.00

- High back leather faced chair with pronounced headrest
- Durable nylon base
- Substantial high back rest with pronounced lumbar
- User weight tension control
- Tilt mechanism
- Fixed Black arms
- Gas height adjustment

OVERALL HEIGHT	OVERALL DEPTH	OVERALL WIDTH	BACK WIDTH	BACK HEIGHT	SEAT HEIGHT	SEAT DEPTH	SEAT WIDTH	HOURS USAGE	WEIGHT CAPACITY
1045-1135	720	645	495	640	475-565	490	495	8	18




Gas lift adjustment



Knee tilt adjustment



Weight tension control



## Majestic Leather Faced Managers High Back Chair

CODE	DESCRIPTION	RRP
MAJ300T1	High back chair	£161.00
MAJ100C1	Visitor chair	£156.00

- 50mm easy glide castors
- Chromed 5 star base
- Gas height adjustment
- Tilt mechanism
- Fixed Black arms
- Users weight tension control
- Visitor chair Chrome base

	OVERALL HEIGHT	OVERALL DEPTH	OVERALL WIDTH	BACK WIDTH	BACK HEIGHT	SEAT HEIGHT	SEAT DEPTH	SEAT WIDTH	HOURS USAGE	WEIGHT CAPACITY
MAJ300T1	1035-1110	710	630	510	670	475-550	490	510	8	18
MAJ100C1	990	490	505	470	600	480	490	505	6	16




Gas lift adjustment



Knee tilt adjustment



Weight tension control



## Cavalier Leather Faced Managers Chair

CODE	DESCRIPTION	RRP
CAV300T1	High back chair	£130.00
CAV100C1	Visitor chair	£130.00

- 50mm easy glide castors
- Durable nylon 5 star base
- Gas height adjustment
- Tilt mechanism
- Lockable back tilt
- Users weight tilt tension control
- Fixed Black arms

	OVERALL HEIGHT	OVERALL DEPTH	OVERALL WIDTH	BACK WIDTH	BACK HEIGHT	SEAT HEIGHT	SEAT DEPTH	SEAT WIDTH	HOURS USAGE	WEIGHT CAPACITY
CAV300T1	1010-1100	700	620	495	655	450-540	460	505	8	18
CAV100C1	1060	610	630	495	605	470	460	520	6	16




Gas lift adjustment



Knee tilt adjustment



Weight tension control

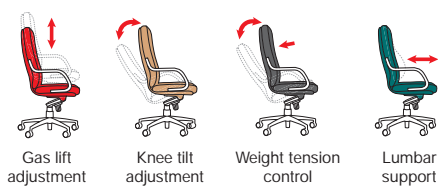


## Lucca High Back Managers Chair

CODE	DESCRIPTION	RRP
LUC300T1	High back chair	£179.00
LUC100C1	Visitor chair	£147.00

- ✦ Twist lumbar back support
- ✦ Fabric padded Silver PP arms matching Silver nylon base
- ✦ Designed stitch back and seat pattern

	OVERALL HEIGHT	OVERALL DEPTH	OVERALL WIDTH	BACK WIDTH	BACK HEIGHT	SEAT HEIGHT	SEAT DEPTH	SEAT WIDTH	HOURS USAGE	WEIGHT CAPACITY
LUC300T1	1095-1185	720	625	520	700	455-545	490	520	8	18
LUC100C1	995	640	610	500	575	485	490	510	6	18



Select your colour:  
eg. LUC300T1 in Blue = LUC300T1-B



## Cavalier Fabric Managers Chair

CODE	DESCRIPTION	RRP
CAV300T1	High back chair	£143.00

- ✦ 50mm easy glide castors
- ✦ Durable nylon 5 star base
- ✦ Tilt mechanism
- ✦ Lockable back tilt

OVERALL HEIGHT	OVERALL DEPTH	OVERALL WIDTH	BACK WIDTH	BACK HEIGHT	SEAT HEIGHT	SEAT DEPTH	SEAT WIDTH	HOURS USAGE	WEIGHT CAPACITY
1010-1100	700	620	495	655	450-540	460	505	8	18



Select your colour:  
eg. CAV300T1 in Blue = CAV300T1-B



Boron Mesh Executive High Back Chair

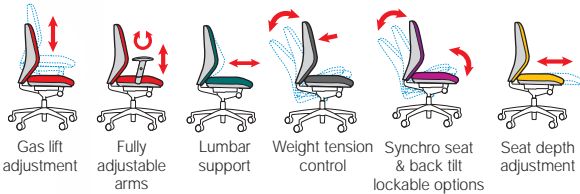
NEW



CODE	DESCRIPTION	RRP
BRN300K2	Mesh executive chair	£600.00

- Multi function mesh executive chair
- Height adjustable headrest
- Aluminium spine back design
- Padded fully adjustable arms
- Adjustable leather lumbar
- Aluminium base
- Head rest and lumbar leather faced
- Mesh seat and back

OVERALL HEIGHT	OVERALL DEPTH	OVERALL WIDTH	BACK WIDTH	BACK HEIGHT	SEAT HEIGHT	SEAT DEPTH	SEAT WIDTH	HOURS USAGE	WEIGHT CAPACITY
1210-1335	680	675	520	565	500-575	460	515	8	18



## Gemini 200 Fabric Mesh Task Chair

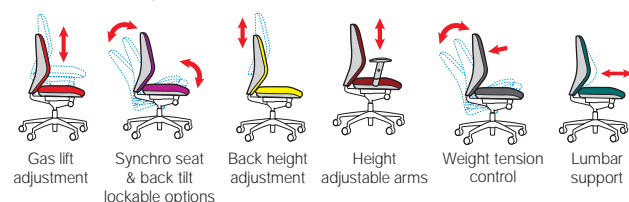


CODE	DESCRIPTION	RRP
GEM200K2	No arms, no headrest	£250.00
GEM201K2	Adjustable arms, no headrest	£290.00
GEM202K2	Adjustable arms and head rest	£310.00

- ✓ Designer multi functional Mesh/Fabric chair
- ✓ Height adjustable back
- ✓ Exclusive designer mesh back
- ✓ Adjustable lumbar support
- ✓ 4 position locking syncro Mechanism
- ✓ Black designer 65mm nylon castors
- ✓ Padded height adjustable arms (optional)
- ✓ Padded height adjustable head rest (optional)

OVERALL HEIGHT	OVERALL DEPTH	OVERALL WIDTH	BACK WIDTH	BACK HEIGHT	SEAT HEIGHT	SEAT DEPTH	SEAT WIDTH	HOURS USAGE	WEIGHT CAPACITY
995-1135	640	630	460	535	478-568	475	490	8	18

Width includes arms, headrest 180mm



Black fabric and Black mesh back



## Gemini 300 Fabric Mesh Task Chair

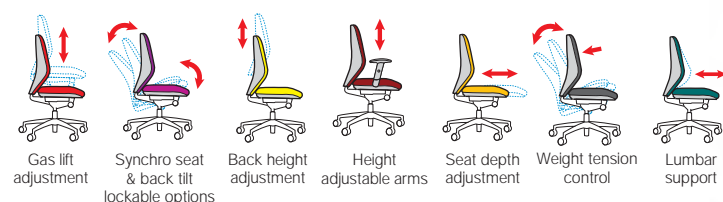


CODE	DESCRIPTION	RRP
GEM300K2	No arms, no headrest	£310.00
GEM301K2	Adjustable arms, no headrest	£350.00
GEM302K2	Adj arms and head rest	£370.00

- ✓ Designer multi functional Mesh/Fabric chair
- ✓ Height adjustable back
- ✓ Exclusive designer mesh back
- ✓ Adjustable lumbar support
- ✓ 4 position locking syncro Mechanism
- ✓ Black Designer 65mm nylon castors
- ✓ Padded height adjustable arms (optional)
- ✓ Height adjustable headrest (optional)

OVERALL HEIGHT	OVERALL DEPTH	OVERALL WIDTH	BACK WIDTH	BACK HEIGHT	SEAT HEIGHT	SEAT DEPTH	SEAT WIDTH	HOURS USAGE	WEIGHT CAPACITY
995-1135	640	630	460	535	478-568	475	490	8	18

Width includes arms, headrest 180mm



Black fabric and Black mesh back



## Luna Flexible Back Operator Chair



CODE	DESCRIPTION	RRP
LUN300T1	Mesh / managers chair	£250.00

- Available in a Black & Blue finish
- Flexi back & upholstered seat pad
- Deep padded seat pad with waterfall front
- Fixed curved Black polyurethane armrests
- Designer raised Black nylon 5 star base

OVERALL HEIGHT	OVERALL DEPTH	OVERALL WIDTH	BACK WIDTH	BACK HEIGHT	SEAT HEIGHT	SEAT DEPTH	SEAT WIDTH	HOURS USAGE	WEIGHT CAPACITY
1000-1095	640	710	475	530	505-600	480	530	8	18



Gas lift adjustment




Weight tension control



Knee tilt adjustment



BLUE BACK  
BLUE(B) SEAT



BLACK BACK  
BLACK(K) SEAT

Select your colour:

eg. LUN300T1 in Blue = LUN300T1-B

Either Blue fabric and Blue back or Black fabric and Black back



## Granthan Fabric Mesh Operator Chair

CODE	DESCRIPTION	RRP
GRN300T1-K	Mesh / managers chair	£226.00

- Mesh back
- Chrome base
- Tilt mechanism

OVERALL HEIGHT	OVERALL DEPTH	OVERALL WIDTH	BACK WIDTH	BACK HEIGHT	SEAT HEIGHT	SEAT DEPTH	SEAT WIDTH	HOURS USAGE	WEIGHT CAPACITY
935-1010	670	650	510	475	460-535	490	520	8	18



Gas lift adjustment



Weight tension control



Height adjustable arms



Knee tilt adjustment



BLACK MESH BACK

BLACK SEAT FABRIC

Black fabric and Black mesh back



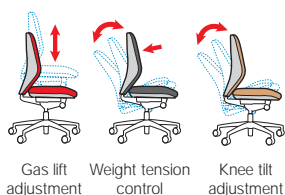
## Vega Fabric Mesh Operator Chair



CODE	DESCRIPTION	RRP
VEG300T1	Mesh / managers chair	£165.00

- Available in a Black, Blue, Red, Orange & Green finish
- Contemporary mesh operator chair
- Mesh back & upholstered seat pad
- Deep padded seat pad with waterfall front
- Fixed Black polyurethane armrests
- Raised Black nylon 5 star base

OVERALL HEIGHT	OVERALL DEPTH	OVERALL WIDTH	BACK WIDTH	BACK HEIGHT	SEAT HEIGHT	SEAT DEPTH	SEAT WIDTH	HOURS USAGE	WEIGHT CAPACITY
900-1020	630	610	450	470	470-590	460	480	8	18



Choice of 5 seat back colours with Black seat pan  
Select your colour:  
eg. VEG300T1 in Blue = VEG300T1-B



## Vega Fabric Mesh Meeting Chair



CODE	DESCRIPTION	RRP
VEG100L1	Mesh / managers chair	£165.00

- Black mesh back
- Contemporary mesh operator chair
- Mesh back & upholstered seat pad
- Deep padded seat pad with waterfall front
- Fixed black polyurethane armrests
- Black epoxy coated 4 legged frame

OVERALL HEIGHT	OVERALL DEPTH	OVERALL WIDTH	BACK WIDTH	BACK HEIGHT	SEAT HEIGHT	SEAT DEPTH	SEAT WIDTH	HOURS USAGE	WEIGHT CAPACITY
997	590	610	450	470	470	465	485	6	16



## Lincoln Fabric Mesh Operator Chair

CODE	DESCRIPTION	RRP
LIN300T1-K	Mesh / managers chair	£147.00

- Black mesh back
- Black fabric seat pad
- Tilt mechanism
- Fixed arms

OVERALL HEIGHT	OVERALL DEPTH	OVERALL WIDTH	BACK WIDTH	BACK HEIGHT	SEAT HEIGHT	SEAT DEPTH	SEAT WIDTH	HOURS USAGE	WEIGHT CAPACITY
925-995	620	555	470	415	465-535	470	475	8	18



Gas lift adjustment



Weight tension control



Knee tilt adjustment



## Nova Fabric Mesh Operator Chair

CODE	DESCRIPTION	RRP
NOV300T1	Mesh / managers chair	£150.00

- Black mesh back
- Black fabric seat pad
- Reclining back

OVERALL HEIGHT	OVERALL DEPTH	OVERALL WIDTH	BACK WIDTH	BACK HEIGHT	SEAT HEIGHT	SEAT DEPTH	SEAT WIDTH	HOURS USAGE	WEIGHT CAPACITY
740-850	495	405	380	210	415-525	385	405	6	16



Gas lift adjustment



Weight tension control



Fixed loop arms



Knee tilt adjustment



Select your colour:  
eg. NOV300T1 in Blue = NOV300T1-B



Either Blue fabric and Blue mesh back or  
Charcoal fabric and Black mesh back





## Zeus Fabric Task High Back Chair

CODE	DESCRIPTION	RRP
ZEU300K2	Task chair	£342.00

- High back multifunctional task chair
- Soft padded height adjustable arms
- Triple paddle multifunctional mechanism
- Seat sliding mechanism
- Black nylon base
- Certified to EN5459
- Tested to contract use
- 24hr usage

OVERALL HEIGHT	OVERALL DEPTH	OVERALL WIDTH	BACK WIDTH	BACK HEIGHT	SEAT HEIGHT	SEAT DEPTH	SEAT WIDTH	HOURS USAGE	WEIGHT CAPACITY
1140-1295	665	670	490	685	480-570	460	525	24	25



Gas lift adjustment



Weight tension control



Synchro seat & back tilt lockable options



Fully adjustable arms



Seat depth adjustment



BLACK LEATHER FACED





## Mode 400 *Fabric Managers High Back Chair*

CODE	DESCRIPTION	RRP
MOD401	High back chair	£389.00

- ✦ Extra Large seat and back posture chair
- ✦ Lumbar support
- ✦ Fully adjustable arms
- ✦ Adjustable back height
- ✦ Design copyright protected
- ✦ Tested to contract use
- ✦ 24 hr usage
- ✦ Certified to EN5459
- ✦ Gas lift to 150kg
- ✦ Crib 5 fabric and foam

OVERALL HEIGHT	OVERALL DEPTH	OVERALL WIDTH	BACK WIDTH	BACK HEIGHT	SEAT HEIGHT	SEAT DEPTH	SEAT WIDTH	HOURS USAGE	WEIGHT CAPACITY
1130-1290	685-805	650	515	660	465-555	470	520	24	25



Gas lift adjustment



Back rake (tilt) adjustment



Back height adjustment



Fully adjustable arms



Independent seat tilt adjustment



Knee tilt adjustable arms



Lumbar support



Select your colour: eg. MODE401 in Blue = MOD401-B



## Mode 200 *Fabric Managers Medium Back Chair*

CODE	DESCRIPTION	RRP
MOD201	Managers chair	£294.00

- ✦ Medium back
- ✦ Adjustable arms
- ✦ Seat slide
- ✦ Adjustable back height
- ✦ Design copyright protected
- ✦ Tested to contract use
- ✦ 24 hr usage
- ✦ Certified to EN5459
- ✦ Gas lift to 150kg
- ✦ Crib 5 fabric and foam

OVERALL HEIGHT	OVERALL DEPTH	OVERALL WIDTH	BACK WIDTH	BACK HEIGHT	SEAT HEIGHT	SEAT DEPTH	SEAT WIDTH	HOURS USAGE	WEIGHT CAPACITY
990-1150	615-740	625	470	535	460-550	470	480	24	25



Gas lift adjustment



Synchro seat & back tilt lockable options



Back height adjustment



Fully adjustable arms



Seat depth adjustment



Select your colour: eg. MODE201 in Blue = MOD201-B





## Mode 100 Fabric Managers Medium Back Chair



CODE	DESCRIPTION	RRP
MOD101	Managers chair	£245.00

- ✓ 3 Lever mechanism
- ✓ Adjustable back height
- ✓ Adjustable arms
- ✓ Design copyright protected
- ✓ Tested to contract use
- ✓ 24 hr usage
- ✓ Certified to EN5459
- ✓ Gas lift to 150kg
- ✓ Crib 5 fabric and foam



Gas lift adjustment



Independent seat tilt adjustment



Back rake (tilt) adjustment



Height adjustable arms



Seat depth adjustment

OVERALL HEIGHT	OVERALL DEPTH	OVERALL WIDTH	BACK WIDTH	BACK HEIGHT	SEAT HEIGHT	SEAT DEPTH	SEAT WIDTH	HOURS USAGE	WEIGHT CAPACITY
810-1050	640-940	630	460	450	455-545	455	485	24	25



NAVY (B)



HAVANA (K)



WINE (BU)

Please Note: Fabrics differ from Mode 4 and 2

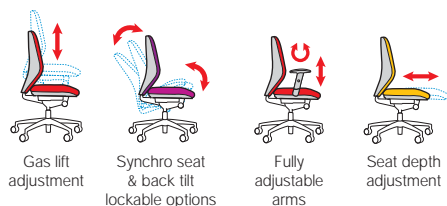
Select your colour: eg. MODE101 in Navy = MOD101-B

## Cornwall Fabric Operator High Back Chair

CODE	DESCRIPTION	RRP
CWL300K2	Operator chair	£258.00

- Ergonomic full back multi-functional operator chair
- Sculptured posture curved seat with waterfall front
- Directional arms which can be adjusted up and width-ways to allow for greater seat area
- 700mm nylon base with twin wheel hooded castors
- Seat slide

OVERALL HEIGHT	OVERALL DEPTH	OVERALL WIDTH	BACK WIDTH	BACK HEIGHT	SEAT HEIGHT	SEAT DEPTH	SEAT WIDTH	HOURS USAGE	WEIGHT CAPACITY
1180-1270	740	660	470	570	445-535	505	470	8	25



Select your colour: eg.  
CWL300K2 in Blue = CWL300K2-B

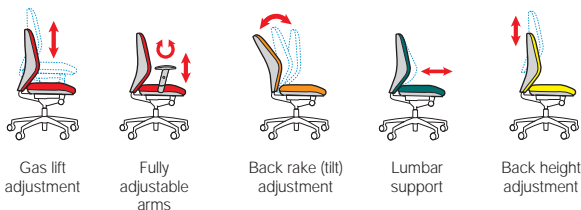


## Sofia Fabric Managers High Back Chair

CODE	DESCRIPTION	RRP
SOF300T1	High back chair	£214.00

- High back chair with lumbar support
- Adjustable nylon arms
- 2 lever mechanism
- Gas height adjustment
- Back rake
- Back height adjustment
- Users weight tension control
- Pneumatic lumbar pad
- 5 star nylon base

OVERALL HEIGHT	OVERALL DEPTH	OVERALL WIDTH	BACK WIDTH	BACK HEIGHT	SEAT HEIGHT	SEAT DEPTH	SEAT WIDTH	HOURS USAGE	WEIGHT CAPACITY
1005-1095	720	645	510	560	440-530	560	510	8	18



Select your colour:  
eg. SOF300T1 in Blue = SOF300T1-B



## Vantage 100 *Fabric Operator Chair*



CODE	DESCRIPTION	RRP
V100-00	No arms	£105.00
V101-00	Fixed arms	£128.00
V102-00	Adjustable arms	£144.00

- ✦ Choice of fixed or adjustable arm
- ✦ Gas height adjustment
- ✦ Independent back rake adjustment
- ✦ Manual back height adjustment
- ✦ Durable nylon base



Gas lift adjustment



Back rake (tilt) adjustment



Back height adjustment



Fixed loop arms



Height adjustable arms

OVERALL HEIGHT	OVERALL DEPTH	OVERALL WIDTH	BACK WIDTH	BACK HEIGHT	SEAT HEIGHT	SEAT DEPTH	SEAT WIDTH	HOURS USAGE	WEIGHT CAPACITY
895-1005	605	480	450	480	460-570	445	480	8	18



BLACK (K)



BLUE (B)



BURGUNDY (BU)



GREY (G)



CHARCOAL (C)



RED (R)



GREEN (N)

Select your colour:  
eg. V100-00 in Blue = V100-00-B

## Vantage 200 Fabric Operator Chair

CODE	DESCRIPTION	RRP
V200-00	No arms	£120.00
V201-00	Fixed arms	£141.00
V202-00	Adjustable arms	£158.00

- Choice of fixed or adjustable arm
- Gas height adjustment
- Independent back rake adjustment
- Manual back height adjustment
- Durable nylon base
- Independent seat tilt adjustment

OVERALL HEIGHT	OVERALL DEPTH	OVERALL WIDTH	BACK WIDTH	BACK HEIGHT	SEAT HEIGHT	SEAT DEPTH	SEAT WIDTH	HOURS USAGE	WEIGHT CAPACITY
895-1005	605	480	450	480	460-570	445	480	8	18



Gas lift adjustment



Back rake (tilt) adjustment



Back height adjustment



Independent seat tilt adjustment



Fixed loop arms



Height adjustable arms



Select your colour:

eg. V200-00 in Blue = V200-00-B

## Bilbao Fabric Operators Medium Back Chair

CODE	DESCRIPTION	RRP
BILB1	No arms	£87.00
BIL308B1	Fixed arms	£108.00
BIL309B1	Adjustable arms	£125.00

- 5 star base with 50mm twin wheel castors
- Gas height adjustment
- Free flow reclining permanent contact back

OVERALL HEIGHT	OVERALL DEPTH	OVERALL WIDTH	BACK WIDTH	BACK HEIGHT	SEAT HEIGHT	SEAT DEPTH	SEAT WIDTH	HOURS USAGE	WEIGHT CAPACITY
895-1005	605	480	450	480	425-535	445	480	6	16



Gas lift adjustment



Back rake (tilt) adjustment



Back height adjustment



Height adjustable arms



Fixed loop arms



Select your colour:

eg. MAJ300T1 in Blue = MAJ300T1-B



## Vantage 300 *Fabric Operator Visitor Chair*

CODE	DESCRIPTION	RRP
V300-00	No arms	£126.00
V301-00	Fixed loop arms	£147.00

- ✦ Cantilever style base
- ✦ Optional fixed loop arm

OVERALL HEIGHT	OVERALL DEPTH	OVERALL WIDTH	BACK WIDTH	BACK HEIGHT	SEAT HEIGHT	SEAT DEPTH	SEAT WIDTH	HOURS USAGE	WEIGHT CAPACITY
880	590	540	450	420	460	430	500	6	18



Select your colour:  
eg. V300-00 in Blue = V300-00-B



VAN301-00 - Fixed loop arm



## Warsaw *Fabric Draftsman Medium Back Chair*

CODE	DESCRIPTION	RRP
WAR300G1	No arms	£149.00

- ✦ Gas height adjustment
- ✦ Permanent contact back
- ✦ Chrome foot ring
- ✦ Nylon 5 star base with glides
- ✦ Back height and back rake tilt adjustment

OVERALL HEIGHT	OVERALL DEPTH	OVERALL WIDTH	BACK WIDTH	BACK HEIGHT	SEAT HEIGHT	SEAT DEPTH	SEAT WIDTH	HOURS USAGE	WEIGHT CAPACITY
1045-1155	645	620	435	390	615-725	450	485	6	16



Gas lift adjustment



Back rake (tilt) adjustment



Back height adjustment



Select your colour:  
eg. WAR300G1 in Blue = WAR300G1-B



## Athens *Fabric Operator High Back Chair*

CODE	DESCRIPTION	RRP
ATH200G1	High back chair	£76.00

- ✦ 50mm twin wheel castors
- ✦ 5 star base
- ✦ Gas height adjustment

OVERALL HEIGHT	OVERALL DEPTH	OVERALL WIDTH	BACK WIDTH	BACK HEIGHT	SEAT HEIGHT	SEAT DEPTH	SEAT WIDTH	HOURS USAGE	WEIGHT CAPACITY
740-850	495	405	380	210	415-525	385	405	4	16



Gas lift adjustment



Select your colour:  
eg. ATH200G1 in Blue = ATH200G1-B



## Prema 200 *Plastic Industrial Operator Chair*

CODE	DESCRIPTION	RRP
PRM200G1	Operator chair	£178.00

- 50mm twin wheel castors
- Large 5 star base
- Gas height adjustment
- Contoured back support
- Height adjustable back

OVERALL HEIGHT	OVERALL DEPTH	OVERALL WIDTH	BACK WIDTH	BACK HEIGHT	SEAT HEIGHT	SEAT DEPTH	SEAT WIDTH	HOURS USAGE	WEIGHT CAPACITY
780-910	635	455	410	305	450-580	430	455	8	18



Gas lift adjustment



Weight tension control



Knee tilt adjustment



BLACK POLYPROPYLENE



## Prema 300 *Plastic Industrial Draftsman Chair*

CODE	DESCRIPTION	RRP
PRM300G1	Draughtsmans chair	£199.00

- 30mm glides
- Large 5 star base
- Chrome plated foot ring
- Gas height adjustment
- Extended 355mm gas lift
- Contoured back support
- Height adjustable back

OVERALL HEIGHT	OVERALL DEPTH	OVERALL WIDTH	BACK WIDTH	BACK HEIGHT	SEAT HEIGHT	SEAT DEPTH	SEAT WIDTH	HOURS USAGE	WEIGHT CAPACITY
950-1080	635	455	410	305	605-735	430	455	5	16



Gas lift adjustment



Back rake (tilt) adjustment



Back height adjustment




BLACK POLYPROPYLENE



## Vantage 100 *Leather Faced Operator Chair*

CODE	DESCRIPTION	RRP
V100-00	No arms	£120.00
V101-00	Fixed arms	£143.00
V102-00	Adjustable arms	£159.00

- Choice of fixed or adjustable arm
- Waterfall seat front for comfort
- Independent back rake adjustment
- Leather faced for easy cleaning



BLACK LEATHER FACED (BL)

OVERALL HEIGHT	OVERALL DEPTH	OVERALL WIDTH	BACK WIDTH	BACK HEIGHT	SEAT HEIGHT	SEAT DEPTH	SEAT WIDTH	HOURS USAGE	WEIGHT CAPACITY
895-1005	605	480	450	480	460-570	445	480	8	18



Gas lift adjustment



Back rake (tilt) adjustment



Back height adjustment



Fixed loop arms



Height adjustable arms



## Chair Accessories & Parts



*Nylon 5 star base*

CODE	DESCRIPTION	RRP
BASE01	5 star base	£30.00

- ✦ Nylon 5 star base
- ✦ Strong and durable
- ✦ 635mm diameter
- ✦ Suitable for majority of chairs



*Chrome 5 star base*

CODE	DESCRIPTION	RRP
BASE02	5 star base	£50.00

- ✦ Chrome 5 star base
- ✦ Strong and durable
- ✦ Scratch resistant
- ✦ 635mm diameter
- ✦ Suitable for majority of chairs



*Replacement gas stem*

CODE	DESCRIPTION	RRP
GAS01	Gas stem	£25.00

- ✦ Simple to replace
- ✦ 9" gas stem
- ✦ Black finish
- ✦ Class 4 certified



*Glide*

CODE	DESCRIPTION	RRP
GLD01	5 glides	£10.00

- ✦ Simple to replace
- ✦ Prevents chair from moving
- ✦ Ideal for educational environments



*Soft castor*

CODE	DESCRIPTION	RRP
CAS01	5 castors	£10.00

- ✦ Soft edge castors
- ✦ Ideal for use on hard flooring
- ✦ 50mm diameter



*Brake loaded castor*

CODE	DESCRIPTION	RRP
CAS02	5 castors	£10.00

- ✦ Castor locks when weight is applied
- ✦ 50mm diameter

*Taurus* Conference & Meeting Chairs

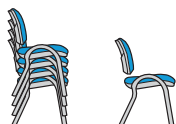


## Taurus Conference & Meeting Chairs

### Taurus - Stacking Chair



- Black frame
- Stackable



CODE	DESCRIPTION	RRP
TAU40002	No arms	£52.00



CODE	DESCRIPTION	RRP
BOXTAU2 <sup>†</sup>	No arms	£208.00

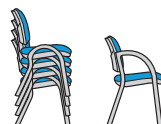


<sup>†</sup>Sold in box of 4.

### Taurus - Stacking Chair With Arms



- With arms
- Black frame
- Stackable



CODE	DESCRIPTION	RRP
TAU40003	With arms	£89.00



CODE	DESCRIPTION	RRP
BOXTAU3 <sup>†</sup>	With arms	£356.00



<sup>†</sup>Sold in box of 4.

### Taurus - Chair With Writing Tablet



- With writing tablet
- Black frame



CODE	DESCRIPTION	RRP
TAU40004	Writing Tablet	£111.00



CODE	DESCRIPTION	RRP
BOXTAU4 <sup>†</sup>	Writing Tablet	£444.00



<sup>†</sup>Sold in box of 4.

OVERALL HEIGHT	OVERALL DEPTH	OVERALL WIDTH	BACK WIDTH	BACK HEIGHT	SEAT HEIGHT	SEAT DEPTH	SEAT WIDTH	HOURS USAGE	WEIGHT CAPACITY
830	550	540	480	390	485	420	480	6	16

With arms add 100mm to overall width With tablet add 50mm to overall width



BLACK (K)	BLUE (B)	BURGUNDY (BU)	GREY (G)	CHARCOAL (C)	RED (R)	GREEN (N)

Select your colour:

eg. TAU40002 in Blue = TAU40002-B

CODE	DESCRIPTION	RRP
TAULINK	Chair link	£15.00

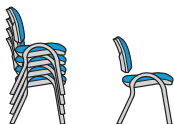


- Connects chair frames
- Easy to fit

## Taurus - Stacking Chair



- Chrome frame
- Stackable



CODE	DESCRIPTION	RRP
TAU40005	No arms	£54.00



CODE	DESCRIPTION	RRP
BOXTAU5 <sup>†</sup>	No arms	£216.00

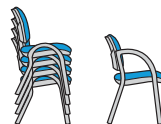


<sup>†</sup>Sold in box of 4.

## Taurus - Stacking Chair With Arms



- With arms
- Chrome frame
- Stackable



CODE	DESCRIPTION	RRP
TAU40006	With arms	£91.00



CODE	DESCRIPTION	RRP
BOXTAU6 <sup>†</sup>	With arms	£364.00



<sup>†</sup>Sold in box of 4.

## Taurus - Chair With Writing Tablet



- With writing tablet
- Chrome frame



CODE	DESCRIPTION	RRP
TAU40007	Writing Tablet	£113.00



CODE	DESCRIPTION	RRP
BOXTAU7 <sup>†</sup>	Writing Tablet	£452.00



<sup>†</sup>Sold in box of 4.

OVERALL HEIGHT	OVERALL DEPTH	OVERALL WIDTH	BACK WIDTH	BACK HEIGHT	SEAT HEIGHT	SEAT DEPTH	SEAT WIDTH	HOURS USAGE	WEIGHT CAPACITY
830	550	540	480	390	485	420	480	6	16

With arms add 100mm to overall width    With tablet add 50mm to overall width



BLACK (K)



BLUE (B)



BURGUNDY (BU)



GREY (G)



CHARCOAL (C)



RED (R)



GREEN (N)

Select your colour:  
eg. TAU40002 in Blue = TAU40002-B

## Taurus Conference & Meeting Chairs

### Taurus - Wooden Stacking Chair



### Taurus - Wooden Seat & Back Chair

- Chrome frame
- Beech seat & back



BEECH

CODE	DESCRIPTION	RRP
TAU40005W	No arms	£71.00
TAU40006W	With arms	£108.00
TAU40007W	Writing Tablet	£131.00



CODE	DESCRIPTION	RRP
BOXTAU11W <sup>†</sup>	No arms	£284.00
BOXTAU12W <sup>†</sup>	With arms	£432.00
BOXTAU13W <sup>†</sup>	Writing Tablet	£524.00



<sup>†</sup>Sold in box of 4.

### Taurus - Plastic Stacking Chair



### Taurus - Plastic Seat and Back Chair

- Black frame
- Plastic seat & back



BLACK (PK)



BLUE (PB)



GREEN (PN)

CODE	DESCRIPTION	RRP
TAU40002	Plastic	£52.00
TAU40003	With arms	£89.00
TAU40004	Writing Tablet	£111.00



CODE	DESCRIPTION	RRP
BOXTAU8	Plastic	£208.00
BOXTAU9	With arms	£356.00
BOXTAU10	Writing Tablet	£444.00



<sup>†</sup>Sold in box of 4.

Select your colour:  
eg. TAU40002 in Blue = TAU40002-PB

### Taurus - Black Mesh Stacking Chair



### Taurus - Mesh back

- Black frame
- Mesh back
- Fabric seat

CODE	DESCRIPTION	RRP
TAUMK	No arms	£60.00
TAUMKA	With arms	£120.00
TAUMKW	Writing Tablet	£130.00



CODE	DESCRIPTION	RRP
BOXTAUK	No arms	£240.00
BOXTAUKA	With arms	£480.00
BOXTAUKW	Writing Tablet	£520.00



<sup>†</sup>Sold in box of 4.

Supplied in Black

OVERALL HEIGHT	OVERALL DEPTH	OVERALL WIDTH	BACK WIDTH	BACK HEIGHT	SEAT HEIGHT	SEAT DEPTH	SEAT WIDTH	HOURS USAGE	WEIGHT CAPACITY
810	540	540	460	390	460	390	460	6	16

With arms add 100mm to overall width With tablet add 50mm to overall width


## Delta *Compound Leather Conference / Visitor Chair*

CODE	DESCRIPTION	RRP
DEL60001	2 x Conference chairs	£214.00

- ▶ Cantilever style chair
- ▶ Compound leather finish
- ▶ Leather arm rests
- ▶ Chrome tubular frame
- ▶ Minimum order of 2 units



OVERALL HEIGHT	OVERALL DEPTH	OVERALL WIDTH	BACK WIDTH	BACK HEIGHT	SEAT HEIGHT	SEAT DEPTH	SEAT WIDTH	HOURS USAGE	WEIGHT CAPACITY
780	580	570	480	195	445	345	485	5	18



Select your colour:  
eg. DEL60001 in Blue = DEL60001-B



## Barcelona *Fabric Conference / Meeting Chair*

CODE	DESCRIPTION	RRP
BAR50002	2 x Conference chairs	£322.00


- ▶ 4 Leg
- ▶ Wooden arms
- ▶ Frame designed to prevent tilting
- ▶ Chrome frame



OVERALL HEIGHT	OVERALL DEPTH	OVERALL WIDTH	BACK WIDTH	BACK HEIGHT	SEAT HEIGHT	SEAT DEPTH	SEAT WIDTH	HOURS USAGE	WEIGHT CAPACITY
840	460	580	440	430	430	440	470	8	18



Select your colour:  
eg. BAR50002 in Blue = BAR50002-B




## Bruge *Soft Leather Faced Meeting Chair*

CODE	DESCRIPTION	RRP
BRU100C1	2 x Conference chair	£322.00

- Contemporary design
- Chrome arms & base

OVERALL HEIGHT	OVERALL DEPTH	OVERALL WIDTH	BACK WIDTH	BACK HEIGHT	SEAT HEIGHT	SEAT DEPTH	SEAT WIDTH	HOURS USAGE	WEIGHT CAPACITY
810	620	560	420	350	460	470	485	8	16




## Essen *Leather Faced Conference Chair*

CODE	DESCRIPTION	RRP
ESS100C2	Conference chair	£145.00

- Cantilever chair
- Ideal for boardroom/meeting room
- Padded arms
- Chrome frame

OVERALL HEIGHT	OVERALL DEPTH	OVERALL WIDTH	BACK WIDTH	BACK HEIGHT	SEAT HEIGHT	SEAT DEPTH	SEAT WIDTH	HOURS USAGE	WEIGHT CAPACITY
885	605	555	480	470	460	430	480	5	16



## Vega Fabric Mesh Meeting Chair

CODE	DESCRIPTION	RRP
VEG100L1	Mesh / managers chair	£165.00

- Black mesh back
- Contemporary mesh operator chair
- Mesh back & upholstered seat pad
- Deep padded seat pad with waterfall front
- Fixed black polyurethane armrests
- Black epoxy coated 4 legged frame

OVERALL HEIGHT	OVERALL DEPTH	OVERALL WIDTH	BACK WIDTH	BACK HEIGHT	SEAT HEIGHT	SEAT DEPTH	SEAT WIDTH	HOURS USAGE	WEIGHT CAPACITY
997	590	610	450	470	470	465	485	6	16

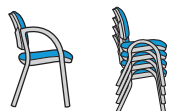


## Prague Wood Frame Conference / Meeting Chair

CODE	DESCRIPTION	RRP
PRA50001	With arms	£119.00
PRA50002	No arms	£108.00

- Integrated optional wood arms
- Laminated bent wood frame
- Upholstered plywood seat and back
- Stacks to 5 high
- Clear hard wearing lacquer

OVERALL HEIGHT	OVERALL DEPTH	OVERALL WIDTH	BACK WIDTH	BACK HEIGHT	SEAT HEIGHT	SEAT DEPTH	SEAT WIDTH	HOURS USAGE	WEIGHT CAPACITY
820	560	530	465	230	450	470	460	5	18



Select your colour:  
eg. PRA50001 in Blue = PRA50001-B




PRA50002

## Florence Leather Faced Executive Visitor Chair

CODE	DESCRIPTION	RRP
FLO100C1	High back chair	£325.00

- Contemporary design
- Chrome arms & base
- Deep padded seat & back
- Soft padded arms
- Sculptured lumbar support

OVERALL HEIGHT	OVERALL DEPTH	OVERALL WIDTH	BACK WIDTH	BACK HEIGHT	SEAT HEIGHT	SEAT DEPTH	SEAT WIDTH	HOURS USAGE	WEIGHT CAPACITY
965	630	585	505	555	505	450	515	8	18



## Bari Leather Faced Executive Visitor Chair

CODE	DESCRIPTION	RRP
BARI100C1	Visitor chair	£280.00

- Contemporary design.
- Chrome arms & base.


OVERALL HEIGHT	OVERALL DEPTH	OVERALL WIDTH	BACK WIDTH	BACK HEIGHT	SEAT HEIGHT	SEAT DEPTH	SEAT WIDTH	HOURS USAGE	WEIGHT CAPACITY
870	575	560	470	450	450	445	490	8	18



Cantilever Frame



Select your colour:  
eg. BARI100C1 in White = BARI100C1-W



## Derby Leather Faced Executive Visitor Chair


CODE	DESCRIPTION	RRP
DER100C1	Visitor chair	£226.00

- Contemporary design
- Front support feet for anti tilt
- Waterfall seat
- Leather padded arms
- Chrome cantilever frame
- Mesh side panels

OVERALL HEIGHT	OVERALL DEPTH	OVERALL WIDTH	BACK WIDTH	BACK HEIGHT	SEAT HEIGHT	SEAT DEPTH	SEAT WIDTH	HOURS USAGE	WEIGHT CAPACITY
1070	745	660	510	670	500	500	540	8	18



Cantilever Frame





Linear Faux Leather Single Seat



CODE	DESCRIPTION	RRP
LNE50001	Single seat	£378.00

- Generously deep padded seat
- Mid-height, padded back support
- Tapered arm supports
- Innovative, v-shaped stainless steel leg design
- Durable leather effect upholstery

OVERALL HEIGHT	OVERALL DEPTH	OVERALL WIDTH	BACK WIDTH	BACK HEIGHT	SEAT HEIGHT	SEAT DEPTH	SEAT WIDTH	HOURS USAGE	WEIGHT CAPACITY
670	740	830	620	260	420	500	500	6	18

Linear Faux Leather Two Seater



CODE	DESCRIPTION	RRP
LNE50002	2 seater	£536.00

- Generously deep padded seat
- Mid-height, padded back support
- Tapered arm supports
- Innovative, v-shaped stainless steel leg design
- Durable leather effect upholstery

OVERALL HEIGHT	OVERALL DEPTH	OVERALL WIDTH	BACK WIDTH	BACK HEIGHT	SEAT HEIGHT	SEAT DEPTH	SEAT WIDTH	HOURS USAGE	WEIGHT CAPACITY
670	740	1340	1130	260	420	500	1130	6	18

Linear Faux Leather Three Seater



CODE	DESCRIPTION	RRP
LNE50003	3 seater	£693.00

- Generously deep padded seat
- Mid-height, padded back support
- Tapered arm supports
- Innovative, v-shaped stainless steel leg design
- Durable leather effect upholstery

OVERALL HEIGHT	OVERALL DEPTH	OVERALL WIDTH	BACK WIDTH	BACK HEIGHT	SEAT HEIGHT	SEAT DEPTH	SEAT WIDTH	HOURS USAGE	WEIGHT CAPACITY
670	740	1820	1620	260	420	500	1610	6	18



Benotto Faux Leather Single Seat



CODE	DESCRIPTION	RRP
BEN50001	Single seat	£378.00

- Deep cushioned seat with side elevation
- Curved, padded wrap-around sides and back-rest
- Stainless steel detailing
- Square underframe with cylindrical leg design.
- Durable leather effect upholstery

OVERALL HEIGHT	OVERALL DEPTH	OVERALL WIDTH	BACK WIDTH	BACK HEIGHT	SEAT HEIGHT	SEAT DEPTH	SEAT WIDTH	HOURS USAGE	WEIGHT CAPACITY
740	680	720	560	320	430	510	560	6	18

Benotto Faux Leather Two Seater



CODE	DESCRIPTION	RRP
BEN50002	2 seater	£536.00

- Deep cushioned seat with side elevation
- Curved, padded wrap-around sides and back-rest
- Stainless steel detailing
- Square underframe with cylindrical leg design.
- Durable leather effect upholstery

OVERALL HEIGHT	OVERALL DEPTH	OVERALL WIDTH	BACK WIDTH	BACK HEIGHT	SEAT HEIGHT	SEAT DEPTH	SEAT WIDTH	HOURS USAGE	WEIGHT CAPACITY
740	680	1270	1060	320	430	510	1060	6	18

Benotto Faux Leather Three Seater



CODE	DESCRIPTION	RRP
BEN50003	3 seater	£693.00

- Deep cushioned seat with side elevation
- Curved, padded wrap-around sides and back-rest
- Stainless steel detailing
- Square underframe with cylindrical leg design.
- Durable leather effect upholstery

OVERALL HEIGHT	OVERALL DEPTH	OVERALL WIDTH	BACK WIDTH	BACK HEIGHT	SEAT HEIGHT	SEAT DEPTH	SEAT WIDTH	HOURS USAGE	WEIGHT CAPACITY
740	680	1770	1560	320	430	510	1560	6	18

## London *Leather Faced Reception Tub Seating*

CODE	DESCRIPTION	RRP
LON50001	Tub chair	£275.00
LON50002	2 seater	£420.00

- Leather faced tub chairs
- Deep padded seat
- Contoured back
- Glides

OVERALL HEIGHT	OVERALL DEPTH	OVERALL WIDTH	BACK WIDTH	BACK HEIGHT	SEAT HEIGHT	SEAT DEPTH	SEAT WIDTH	HOURS USAGE	WEIGHT CAPACITY
770	670	670	460	340	430	490	460	6	18
770	670	1185	980	340	430	490	980	6	18



## Helsinki *Leather Faced Reception Seating*

CODE	DESCRIPTION	RRP
HEL50001	Single seat	£414.00
HEL50002	2 seater	£606.00
HEL50004	3 seater	£882.00
HEL50003	Reception table	£159.00

- Large single, double and three seat square reception chairs
- Epoxy coated square section steel frame
- Large box arms

OVERALL HEIGHT	OVERALL DEPTH	OVERALL WIDTH	BACK WIDTH	BACK HEIGHT	SEAT HEIGHT	SEAT DEPTH	SEAT WIDTH	HOURS USAGE	WEIGHT CAPACITY
850	710	800	555	395	455	525	555	6	18
850	710	1185	1105	395	455	525	1105	6	18
850	710	1880	1640	395	455	525	1640	6	18





Ravel Fabric Reception Seating

CODE	DESCRIPTION	RRP	Fabric +
RAV50001	No arms	£210.00	£300.00
RAV50002	Concave	£221.00	£311.00
RAV50004	Armchair	£315.00	£405.00
RAV50005	Left arm only	£294.00	£385.00
RAV50006	Right arm only	£294.00	£385.00
RAV50008	Table (beech top)	£132.00	£250.00

	OVERALL HEIGHT	OVERALL DEPTH	OVERALL WIDTH	BACK WIDTH	BACK HEIGHT	SEAT HEIGHT	SEAT DEPTH	SEAT WIDTH	HOURS USAGE	WEIGHT CAPACITY
RAV50001	800	700	570	570	370	430	520	570	6	18
RAV50002	800	700	570	570	370	430	520	230-450	6	18
RAV50004	800	700	820	570	370	430	520	550	6	18
RAV50005	800	700	680	570	370	430	520	570	6	18
RAV50006	800	700	680	570	370	430	520	570	6	18
RAV50008	275	620	620	n/a	n/a	n/a	n/a	n/a	n/a	n/a

A modular range of reception furniture that can be configured to suit the space required of the modern office.

- ✚ Modular units
- ✚ Multiple configurations
- ✚ Solid wooden internal construction
- ✚ Removable seat cushion for easy cleaning

Select your colour:  
eg. RAV50001 in  
Blue = RAV50001-B



**Fabric Plus**  
New range of colours  
See page 131 for details



RAV50001



RAV50002



RAV50004



RAV50005



RAV50006



RAV50008



Madrid Fabric Reception Chair

CODE	DESCRIPTION	RRP	Fabric +
MAD-1	Single seat	£550.00	£750.00
MAD-2	Two seater	£850.00	£1250.00

	OVERALL HEIGHT	OVERALL DEPTH	OVERALL WIDTH	BACK WIDTH	BACK HEIGHT	SEAT HEIGHT	SEAT DEPTH	SEAT WIDTH	HOURS USAGE	WEIGHT CAPACITY
MAD-1	860	820	960	585	460	430	540	570	6	18
MAD-2	860	820	1550	1143	460	430	540	1140	6	18

- ✕ Deep seat
- ✕ Soft cushioned upholstery
- ✕ Removable seat back and cushion

Select your colour:  
eg. MAD-1 in Blue = MAD-1-B



**Fabric Plus**  
New range of colours  
See page 131 for details





Innsbruck Fabric Reception Chair

CODE	DESCRIPTION	RRP	Fabric +
INN50001	No arms	£140.00	£175.00
INN50005	Left arm	£170.00	£200.00
INN50006	Right arm	£170.00	£200.00
INN50004	Double arm	£190.00	£240.00

- Steel Silver frame
- Deep foam seat and back
- Silver paint finish
- Modular design

Select your colour:  
eg. INN50001 in  
Blue = INN50001-B

STOCKED  
COLOURS



BLUE (B)



BLACK (K)



**Fabric Plus**

New range of colours  
See page 131 for details



INN50001



INN50005



INN50006



INN50004



Andorra Fabric Reception Chair

CODE	DESCRIPTION	RRP	Fabric +
AND50001	Single seat	£160.00	£200.00
AND50002	Double seat	£280.00	£340.00
AND50008	Coffee table	£100.00	N/A

- ✓ Steel frame
- ✓ Silver paint finish
- ✓ Deep foam seat & back
- ✓ Scratch resistant feet


Table has Silver steel frame and comes in a choice of 3 finishes

Select your colour:  
eg. AND50001 in  
Blue = AND50001-B



**Fabric Plus**  
New range of colours  
See page 131 for details





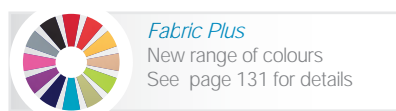
*Slender Fabric Reception Chair*

CODE	DESCRIPTION	RRP	Fabric +
SLE50001	Tub chair	£306.00	£350.00
SLE50002	2 Seater	£482.00	£625.00

	OVERALL HEIGHT	OVERALL DEPTH	OVERALL WIDTH	BACK WIDTH	BACK HEIGHT	SEAT HEIGHT	SEAT DEPTH	SEAT WIDTH	HOURS USAGE	WEIGHT CAPACITY
SLE50001	760	580	620	630	330	430	500	500	6	18
SLE50002	760	600	1225	1000	330	430	540	1120	6	18

- ✕ Curved tub chair
- ✕ Fully upholstered
- ✕ With feet

Select your colour:  
eg. SLE50001 in  
Blue = SLE50001-B





Choir Fabric Reception Chair

CODE	DESCRIPTION	RRP	Fabric +
CHO50001	Reception Chair	£261.00	£350.00

OVERALL HEIGHT	OVERALL DEPTH	OVERALL WIDTH	BACK WIDTH	BACK HEIGHT	SEAT HEIGHT	SEAT DEPTH	SEAT WIDTH	HOURS USAGE	WEIGHT CAPACITY
850	760	615	530	460	450	450	540	6	18

- ✦ Solid wood frame
- ✦ Upholstered seat and back



Select your colour:  
eg. CHO50001 in Blue = CHO50001-B



**Fabric Plus**  
New range of colours  
See page 131 for details





Hayden Fabric Reception Chair

CODE	DESCRIPTION	RRP	Fabric +
HAY50001	Single seat	£150.00	£180.00
HAY50008	Coffee table	£100.00	N/A

- ✓ Strong steel frame
- ✓ Black paint finish
- ✓ Deep foam seat and back
- ✓ Scratch resistant feet

	OVERALL HEIGHT	OVERALL DEPTH	OVERALL WIDTH	BACK WIDTH	BACK HEIGHT	SEAT HEIGHT	SEAT DEPTH	SEAT WIDTH	HOURS USAGE	WEIGHT CAPACITY
HAY50001	790	590	540	540	360	430	450	540	6	18
HAY50008	360	700	700	-	-	-	-	-	-	-



**Fabric Plus**  
New range of colours  
See page 131 for details

Select your colour:  
eg. HAY50001 in Blue = HAY50001-B



## Bench *Waiting Area Seating*



Select your colour:  
eg. TAUBENCH2 in Blue = TAUBENCH2-B

OVERALL HEIGHT	OVERALL DEPTH	OVERALL WIDTH	BACK WIDTH	BACK HEIGHT	SEAT HEIGHT	SEAT DEPTH	SEAT WIDTH	HOURS USAGE	WEIGHT CAPACITY
660	600	1280	480	370	410	420	470	6	18
660	600	1770	480	370	410	420	470	6	18
660	600	2330	480	370	410	420	470	6	18

- Reception bench seating
- Soft upholstered seat and backrest or Beech seat and backrest
- Powder coated Black frame

### Bench Two Seater

CODE	DESCRIPTION	RRP
TAUBENCH2	Fabric	£237.00
TAUBENCH2W	Wood	£289.00



### Bench Three Seater

CODE	DESCRIPTION	RRP
TAUBENCH3	Fabric	£315.00
TAUBENCH3W	Wood	£378.00



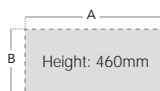

### Bench Four Seater

CODE	DESCRIPTION	RRP
TAUBENCH4	Fabric	£399.00
TAUBENCH4W	Wood	£483.00



## Coffee Tables *Reception*

Reception Coffee Table

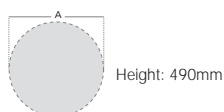


CODE	A	B	RRP
COFS8	800	800	£107.00
COFS12	1200	800	£139.00

- 16 gauge steel Silver frame
- 18mm tops
- Foot leveller

Select your colour: Beech (B) • Oak (O) • Maple (M)  
eg. COFS8 - in Beech = COFS8-B

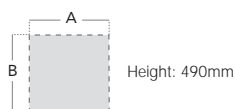
Reception Coffee Table



CODE	A=DIAMETER	RRP
COF6	600	£180.00
COF8	800	£200.00

- Chrome trumpet base
- 25mm tops

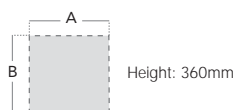
Reception Coffee Table



CODE	A	B	RRP
COF7	700	700	£200.00
COF13	1300	800	£325.00
COF16	1600	800	£350.00

- Chrome trumpet base
- 25mm tops
- COF13 & 16 supplied with 2 Chrome trumpet bases

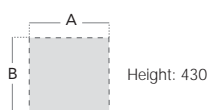
Reception Coffee Table



CODE	A	B	RRP
HAY50008	700	700	£100.00

- Strong steel frame
- Black paint finish
- Choice of 3 tops

Reception Coffee Table



CODE	A	B	RRP
AND50008	700	700	£100.00

- Silver paint finish
- Choice of 3 tops

## Impressions *Relaxed Breakout Seating*



Select your colour:  
eg. IMP1 in Lime = IMP1-L

### Impressions Breakout

CODE	DESCRIPTION	W	D	RRP
IMP1	Foam bag	1800	1400	£250.00

- 100% high grade memory foam filling
- Vibrant colour options
- Multi use
- Moulds to your body shape
- Removable covers
- 100% PVC coated nylon outer bag
- Water resistant outer bag
- 1800w x 1400d
- Supplied vacuum packed, please allow 24hrs for memory foam to open





Symphony Fabric Breakout Seating

CODE	DESCRIPTION	RRP	Fabric +
BLOCK	Rectangular	£250.00	£340.00
CUBE	Square	£150.00	£275.00
TUBE	Circular	£150.00	£275.00
LINK	Concave	£150.00	£275.00

- ✕ Fully upholstered
- ✕ With feet
- ✕ Modular design with infinite layouts
- ✕ Easily moved to change your layout



Select your colour:  
eg. CUBE in Blue = CUBE-B



**Fabric Plus**  
New range of colours  
See page 131 for details



CUBE  
615W X 615D X 460H



LINK  
490W X 625D X 460H



BLOCK  
1230W X 615D X 460H



TUBE  
625 dia. X 460H

# Cafe & Bistro

✦ *Complete range of contemporary bistro furniture.*



## Turin Chrome Leg Café Tables

### Turin round meeting leisure tables

CODE	DESCRIPTION	Dia.	H	RRP
CF10	Round table	1000	725	£221.00
CF12	Round table	1200	725	£235.00

Round meeting / Leisure aluminium tables with chrome leg design.

- 25mm MFC table top
- 60mm diameter chrome leg frame



Beech (B) Oak (O) Maple (M) White (WH) Walnut (W)

Please add suffix when ordering  
eg. 14TD in Beech = 14TDB



Walnut (W)



White (WH)



Beech (B)

### Turin rectangular meeting leisure tables

CODE	DESCRIPTION	W	D	H	RRP
CF7	Square table	800	800	725	£173.00
CF3	Rectangular table	1300	800	725	£182.00
CF2	Rectangular table	1600	800	725	£201.00

Rectangular meeting/leisure table with chrome leg design.

- 25mm MFC table top
- 60mm diameter chrome leg frame



Beech (B) Oak (O) Maple (M) White (WH) Walnut (W)

Please add suffix when ordering  
eg. CF7 in Beech = CF7B



CF2 Beech (B)



CF3 Walnut (W)



CF7 White (WH)

## Fliptop Indoor / Outdoor Tables

CODE	DESCRIPTION	W	D	H	RRP
STY7D	Flip top tables	700	-	750	£350.00
STY7S	Flip top tables	700	700	750	£350.00
STY7P	Poser table	700	700	1110	£400.00

- Flip top mechanism
- Nesting design for storage
- Aluminium frame
- Seamless one piece resin surface
- Integrated moulded edge
- Indoor / outdoor
- Weather proof
- Very durable



Black (K) White (W)



STY7S-K



STY7D-W



STY7P-K

## Nice Stacking Round Table

CODE	DESCRIPTION	Dia.	H	RRP
N6BT	Square table	600	750	£155.00

Round Meeting/Leisure Table with Chrome Leg Design.  
600 Diameter tops will spiral stack.

- Radial table
- 25mm MFC tops
- Aluminium frame
- Light weight
- Stackable
- Rubber feet



Please add suffix when ordering  
eg. N6BT in Beech = N6BTB



White (WH)



Walnut (W)



Beech (B)

## Nantas Stacking Square Table

CODE	DESCRIPTION	W	D	H	RRP
N7BT	Square table	700	700	750	£160.00

Square Meeting/Leisure Table with Chrome Leg Design.  
Stackable for storage.

- 25mm MFC tops
- Aluminium frame
- Light weight
- Stackable
- Rubber feet



Please add suffix when ordering  
eg. N7BT in Beech = N7BTB



Beech (B)



White (WH)



Walnut (W)

## Verona Folding Leg Table

CODE	DESCRIPTION	W	D	H	RRP
FT430	Rectangular table	1228	746	725	£130.00
FT630	Rectangular table	1524	746	725	£160.00

18mm top, 22mm diameter tubular legs, spring clip  
mechanism that locks the leg in place when unfolded.

- 18mm MFC tops
- Folding frame mechanism



Please add suffix when ordering  
eg. FT430 in Beech = FT430B



Spring clip locking mechanism.  
Folding feature for easy storage.



## Seating Café Bar & Bistro Chairs

### Vilnius Bistro Chair

CODE	DESCRIPTION	RRP
VIL60001	Stackable café chair	£242.00

Vilnius stackable café chair.

- Beech bent wood frame
- Chrome legs
- Stackable
- None slip glides



OVERALL HEIGHT	SEAT HEIGHT	WIDTH	DEPTH
820	450	510	465



# Seating Café Bar & Bistro Chairs

## Indoor Outdoor Seating and Tables - Blizzard

CODE	DESCRIPTION	RRP
BL140001	Chair no arms	£95.00
BOXBL1	Box of 4 chairs no arms	£380.00
BL140006	Chair double arms	£100.00
BOXBL6	Box of 4 chairs double arms	£400.00

Single plastic shell

Light weight

Stackable

Ergonomic design

Integral feet to protect floor

Indoor / Outdoor

	OVERALL HEIGHT	SEAT HEIGHT	WIDTH	DEPTH
BL140001	803	450	445	435
BL140006	805	450	583	450



Please add suffix when ordering  
eg. BL140001 in Orange = BL140001OR



## Indoor Outdoor Seating - ORB

CODE	DESCRIPTION	RRP
ORB40001	Chair	£120.00
BOXORB	Box of 4 chairs	£480.00
ORB60009	Stool	£185.00

Plastic shell

Aluminium frame

Stackable (Stool stacks 3 high)

Rubber non slip feet

Light weight

Modern design

	OVERALL HEIGHT	SEAT HEIGHT	WIDTH	DEPTH
ORB40001	800	440	410	400
ORB60009	1100	740	410	400



Please add suffix when ordering  
eg. ORB40001 in Orange = ORB40001OR



## Classic Dining


CODE	DESCRIPTION	RRP
CLAS40001	Chair	£250.00

Ergonomic moulded PVC seat

Light weight

Beech wood frame

OVERALL HEIGHT	SEAT HEIGHT	WIDTH	DEPTH
825	440	460	440



Please add suffix when ordering  
eg. CLAS40001 in White = CLAS40001W



## Sienna - Indoor Seating

CODE	DESCRIPTION	RRP
SIE50001	No arms	£305.00

Plastic shell

One piece shell design

Chrome plated frame

Stackable

Rubber feet



Please add suffix when ordering  
eg. SIE50001 in Grey = SIE50001G



OVERALL HEIGHT	SEAT HEIGHT	WIDTH	DEPTH
830	475	455	500



## Pisa Café Tables

CODE	DESCRIPTION	W	D	H	RRP
B7DHC	Square tables	700	700	725	£220.00

Square meeting / Leisure aluminium tables with chrome leg design  
Available in Beech (B), Walnut (B) and White (WH)

- 25mm MFC top
- Chrome frame
- Chrome base



Please add suffix when ordering  
eg. B7DHC in Beech = B7DHCB

CODE	DESCRIPTION	W	D	H	RRP
B13DHC	Rectangular table	1300	800	725	£325.00
B16DHC	Rectangular table	1600	800	725	£350.00

Rectangular meeting / Leisure aluminium tables with chrome leg design  
Available in Beech (B), Walnut (B) and White (WH)

- 25mm MFC top
- Double Chrome base



Please add suffix when ordering  
eg. B13DHC in Beech = B13DHCB

CODE	DESCRIPTION	Dia.	H	RRP
B6DHC	Round table	600	725	£190.00
B8DHC	Round table	800	725	£200.00

Round meeting / Leisure aluminium tables with chrome leg design  
Available in Beech (B), Walnut (B) and White (WH)

- 25mm MFC top
- Chrome base
- Chrome frame



Please add suffix when ordering  
eg. B6DHC in Beech = B6DHCB

CODE	DESCRIPTION	W	D	H	RRP
DPT7C	Square poser table	700	700	1110	£250.00

Square meeting / Leisure aluminium tables with chrome leg design  
Available in Beech (B), Walnut (B) and White (WH)

- 25mm MFC top
- 1110 high
- Chrome frame



Please add suffix when ordering  
eg. DPT7C in Beech = DPT7CB

CODE	DESCRIPTION	Dia.	H	RRP
DPT6C	Round poser table	600	750	£230.00
DPT8C	Round poser table	800	1110	£245.00

Round meeting / Leisure aluminium tables with chrome leg design  
Available in Beech (B), Walnut (B) and White (WH)

- 25mm MFC top
- 1110 high
- Chrome frame



Please add suffix when ordering  
eg. DPT6C in Beech = DPT6CB



Walnut (W)



Beech (B)



White (WH)



White (WH)



Beech (B)



Walnut (W)



White (WH)



Beech (B)



Walnut (W)



Beech (B)



Walnut (W)



White (WH)



Walnut (W)



Beech (B)




White (WH)


## Roma Café Tables

CODE	DESCRIPTION	W	D	H	RRP
R7BT	Square tables	700	700	750	£190.00

Square meeting / Leisure aluminium tables with chrome leg design.  
Available in Beech (B), Walnut (W) and White (WH)

- ✦ 25mm MFC top
- ✦ Aluminium frame
- ✦ Aluminium base
- ✦ Adjustable feet







 Please add suffix when ordering  
eg. R7BT in Beech = R7BTB

CODE	DESCRIPTION	W	D	H	RRP
R13BT	Rectangular table	1300	800	750	£210.00
R16BT	Rectangular table	1600	800	750	£225.00

Rectangular meeting / Leisure aluminium tables with chrome leg design  
Available in Beech (B), Walnut (W) and White (WH)




- ✦ 25mm MFC top
- ✦ Aluminium frame
- ✦ Double uprights
- ✦ Adjustable feet




 Please add suffix when ordering  
eg. R13BT in Beech = R13BTB

CODE	DESCRIPTION	Dia.	H	RRP
R6BT	Round table	600	750	£185.00
R8BT	Round table	800	750	£195.00

Round meeting / Leisure aluminium tables with chrome leg design  
Available in Beech (B), Walnut (W) and White (WH)

- ✦ 25mm MFC top
- ✦ Aluminium frame
- ✦ Aluminium base
- ✦ Adjustable feet




 Please add suffix when ordering  
eg. R6BT in Beech = R6BTB

CODE	DESCRIPTION	W	D	H	RRP
R7PT	Square poser table	700	700	1110	£225.00

Square meeting / Leisure aluminium tables with chrome leg design  
Available in Beech (B), Walnut (W) and White (WH)

- ✦ 25mm MFC top
- ✦ Aluminium frame
- ✦ Aluminium base
- ✦ Adjustable feet





 Please add suffix when ordering  
eg. R7PT in Beech = R7PTB

CODE	DESCRIPTION	Dia.	H	RRP
R6PT	Round poser table	600	750	£200.00
R8PT	Round poser table	800	1110	£215.00

Round meeting / Leisure aluminium tables with chrome leg design  
Available in Beech (B), Walnut (W) and White (WH)

- ✦ 25mm MFC top
- ✦ Aluminium frame
- ✦ Aluminium base
- ✦ Adjustable feet




 Please add suffix when ordering  
eg. R6PT in Beech = R6PTB



Beech (B)



Walnut (W)

White (WH)



White (WH)



Beech (B)

Walnut (W)



Beech (B)



Walnut (W)

White (WH)



Beech (B)



Walnut (W)

White (WH)



Beech (B)



Walnut (W)

White (WH)

# Tekwood



✦ A stylish solution to any indoor / outdoor area. Tekwood is constructed in the same fashion as real timber products, however using plastic slats.



## Tekwood Seating and Tables

CODE	DESCRIPTION	RRP
1005-0401	Chair no arms	£180.00
BOXTEK1	Box of 4 chairs no arms	£720.00
1005-0201	Chair double arm	£200.00
BOXTEK2	Box of 4 chairs double arm	£800.00

- ✦ Black Tekwood maintenance free slats
- ✦ Silver powdercoated aluminium frame
- ✦ Stackable
- ✦ Light weight
- ✦ Indoor / outdoor
- ✦ Waterproof

	OVERALL HEIGHT	SEAT HEIGHT	WIDTH	DEPTH
1005-0401	850	435	410	450
1005-0201	850	435	565	450

CODE	DESCRIPTION	W	D	H	RRP
TEK800	Round	800	-	750	£275.00
TEK700	Square	700	700	750	£275.00

- ✦ Base in attractive chrome finish
- ✦ Adjustable feet
- ✦ Black Tekwood maintenance free slats
- ✦ Aluminium under frame and edge detail
- ✦ Light weight
- ✦ Indoor / outdoor
- ✦ Waterproof



# Aluminium



✚ One of the best selling multi functional indoor / outdoor furniture ranges.



## Aluminium Outdoor Seating and Tables

CODE	DESCRIPTION	RRP
1001-0100	Chair no arms	£75.00
BOXULT1	Box of 4 chairs no arms	£300.00
1001-0300	Chair double arm	£85.00
BOXULT2	Box of 4 chairs double arm	£340.00

- ✚ Aluminium frame
- ✚ Modern design
- ✚ Stackable
- ✚ Light weight
- ✚ Indoor / outdoor
- ✚ Waterproof
- ✚ Welded construction

	OVERALL HEIGHT	SEAT HEIGHT	WIDTH	DEPTH
1001-0100	780	445	445	375
1001-0800	750	445	525	440

CODE	DESCRIPTION	W	D	H	RRP
ULT700	Round aluminium table	800	-	750	£200.00
ULT800	Square aluminium table	800	800	750	£200.00

- ✚ Base in attractive chrome finish
- ✚ Adjustable feet
- ✚ Textured stainless steel top
- ✚ Easy to clean, one piece design
- ✚ Indoor / outdoor
- ✚ Waterproof



For a modern style solution for both indoor and outdoor. Orb uses vibrant colours. Featuring easy to store and stack tables.



## Indoor Outdoor Seating - ORB

CODE	DESCRIPTION	RRP
ORB40001	Chair	£120.00
ORB60009	Stool	£185.00

- Plastic shell
- Aluminium frame
- Stackable (Stool stacks 3 high)
- Rubber non slip feet
- Light weight
- Modern design

	OVERALL HEIGHT	SEAT HEIGHT	WIDTH	DEPTH
ORB40001	800	440	410	400
ORB60009	1100	740	410	400

Please add suffix when ordering  
eg. ORB40001 in Orange = ORB40001OR

CODE	DESCRIPTION	W	D	H	RRP
STY7D	Flip top tables	700	-	750	£350.00
STY7S	Flip top tables	700	700	750	£350.00
STY7P	Poser table	700	700		£400.00

- Flip top mechanism
- Nesting design for storage
- Aluminium frame
- Seamless one piece resin surface
- Integrated moulded edge
- Indoor / outdoor
- Weather proof
- Very durable

Black (K) White (W)



**NEW**

# Blizzard



Blizzard seating is available in both chair and arm chair with a choice of 5 modern colour options. Supported with a flip top table.



## Indoor Outdoor Seating and Tables - Blizzard

CODE	DESCRIPTION	RRP
BL140001	No arms	£95.00
BL140006	Double arm	£100.00

- Single plastic shell
- Light weight
- Stackable
- Ergonomic design
- Integral feet to protect floor
- Indoor / Outdoor

	OVERALL HEIGHT	SEAT HEIGHT	WIDTH	DEPTH
BL140001	803	450	445	435
BL140006	805	450	583	450



Please add suffix when ordering  
eg. BL140001 in Orange = BL140001OR

CODE	DESCRIPTION	W	D	H	RRP
STY7D	Round flip top	700	-	750	£350.00
STY7S	Square flip top	700	700	750	£350.00

- Flip top mechanism
- Nesting design for storage
- Aluminium frame
- Seamless one piece resin surface
- Integrated moulded edge
- Indoor / outdoor
- Weather proof
- Very durable



# Soho

A collection of modular office furniture and stand alone workstations for both the small office and the home office environment. Designed using the current trends of colours and materials, ensures all tastes are accommodated for.

## Small Office - Home Office



*"home office furniture ranges..."*




# Panama

✦ Small Office - Home Office



## Features & Benefits

- ✦ Integrated storage in leg design
- ✦ Oak finish
- ✦ Easy to assemble



Height: 750

CODE	A	B	RRP
PANWS	1200	600	£125.00

# Tigris

Small Office - Home Office



## Features & Benefits

- Traditional style
- Cream and American Oak finish
- Profiled top edge detail
- Wooden handles
- Metal drawer runners
- Adjustable shelf



CODE	A	B	RRP
TIGWS	1400	600	£250.00


# Yukon

✦ Small Office - Home Office



## Features & Benefits

- ✦ Traditional Oak effect
- ✦ Scissor leg design
- ✦ Profiled front edge
- ✦ Drawers



Height: 755

CODE	A	B	RRP
YUKWS	1200	640	£175.00


# Luxor

Small Office - Home Office



## Features & Benefits

- High gloss white contemporary workstation
- 40mm thick desktop with curvaceous edges
- 40mm thick sleek panel-end leg design
- Integrated full-length drawer on metal runners
- High gloss back modesty panel allows the workstation to be placed in the middle of the room
- Floor levellers to aid uneven floors



Height: 760mm

CODE	A	B	RRP
LUXWS-KW	1100	590	£205.00


# Amazon

Small Office - Home Office



## Features & Benefits

- Traditional oak effect desk
- Compact design
- 25mm thick top and sides
- Integrated cupboard / drawer unit to house CPU or peripherals
- Inset panel-end leg design with chunky square legs
- Chrome handles for increased style



Height: 760mm

CODE	A	B	RRP
AMAWS	1200	600	£205.00

# Urban

## Small Office - Home Office



**Small Office:**  
Excellent choice for your small office.



**Home Office:**  
Straight or Ergonomic desks in a variety of sizes to meet your needs.



**Storage:**  
Choice of Pedestals, Filing Cabinets and tall storage.



## Overview

SoHo Urban Range includes a range of desks, pedestals (mobile and desk high), filing cabinets and bookcases.

The range is ideally suited to both home and office use. Modular design allows for multiple configurations.

MFC board sourced from FSC Certified Supplier. MFC from a managed forest source. Made in the UK.

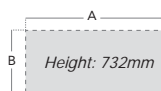
## Features & Benefits

- 25mm scratch resistant MFC tops and sides on desks, pedestals & filing cabinets
- Compact desks easily configured into any space
- Desk high and mobile pedestals, A4 and foolscap filing
- Non locking
- Filing cabinets take A4 and foolscap files
- All drawers run smoothly on steel roller runners
- Supplied flat packed
- Height adjustable feet


Urban Straight Desk



Urban Straight Desk.



CODE	A	B	RRP
UD12	1200	746	£127.00
UD15	1500	746	£163.00

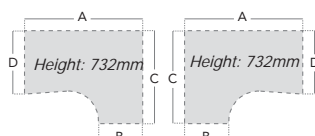


Beech (B) Oak (O)

Urban Left/Right Hand Ergonomic Desk



Urban Left/Right Hand Ergonomic Desk



Right hand shown

CODE	A	B	C	D	RRP
UD13L	1300	600	1017	746	£192.00
UD13R	1300	600	1017	746	£192.00



Beech (B) Oak (O)

Urban Mobile/Desk High Pedestals



U2/U3  
Height: 555mm



U36/U37  
Height: 732mm

CODE	A	B	C	RRP
U2	410	600	2drw Mobile	£150.00
U3	410	600	3drw Mobile	£150.00
U36	410	600	3drw Desk High	£201.00
U37	410	746	3drw Desk High	£212.00



Beech (B) Oak (O)

Urban Desk High CPU Unit




Storage for CPU unit / files. Doors can be fitted universal left or right side.



Height: 732mm

CODE	A	B	RRP
UDHC	746	600	£135.00

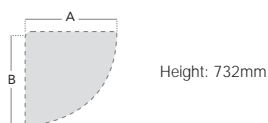


Beech (B) Oak (O)

Urban Radial Linking Unit



Directiv three compartment cable ducted riser leg leading to a cable beam accessed from a sliding top. Two cable access ports in 25mm top.



Height: 732mm

CODE	A	B	RRP
U90R	746	746	£104.00

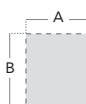


Beech (B) Oak (O)

Urban Filing Cabinets



Urban Filing Cabinets. Accommodates A4 and foolscap files



A: 790mm  
B: 400mm

CODE	A	B	HEIGHT	DRWS	RRP
UF2	410	600	649	2 Drw	£135.00
UF3	410	600	1008	3 Drw	£157.00
UFC4	410	600	1322	4 Drw	£196.00



Beech (B) Oak (O)

Urban Bookcases & Cupboards



UTBW UMBW ULBW UTCW UMCW ULCW



A: 790mm  
B: 400mm

CODE	A	RRP
UTBW	1597mm High Bookcase	£133.00
UMBW	1213mm Medium Bookcase	£106.00
ULBW	829mm Low Bookcase	£92.00
UTCW	1597mm High Cupboard	£180.00
UMCW	1213mm Medium Cupboard	£145.00
ULCW	829mm Low Cupboard	£126.00



Beech (B) Oak (O)

# Eco

## Small Office - Home Office



**Small Office:**  
Excellent choice for your small office.



**Home Office:**  
Straight or Ergonomic desks in a variety of sizes to meet your needs.



**Storage:**  
Choice of Pedestals, Filing Cabinets and tall storage.



## Overview

*SoHo Eco Range. A series of cleanly styled and functional panel leg desks and storage, providing a complete solution to all your requirements.*

*This range is manufactured using UK board from 96% recycled wood fibre. Extremely durable and robust, ECO fits perfectly into any small office, home office or commercial office.*

*MFC board sourced from FSC Certified Supplier. MFC from a managed forest source. Made in UK locally from 96% recycled materials*

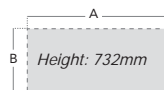
## Features & Benefits

- 25mm scratch resistant MFC tops on desks, pedestals and filing cabinets
- Compact desks easily configured into any space
- Desk high and mobile pedestals, A4 and foolscap filing
- Filing cabinets take A4 and foolscap files
- All drawers run smoothly on steel roller runners
- Anti-tilt straps supplied with all bookcases, cupboards for extra safety when used.
- Supplied flat packed
- Height adjustable feet

### Eco Panel End Straight Desk



Eco straight desk has a panel end leg design. Adjustable floor levellers, rear modesty panel.



CODE	A	B	RRP
CU118PE	1180	680	£133.00
CU138PE	1380	680	£144.00

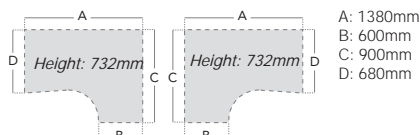


### Eco Panel End Ergonomic Desk



Right hand shown

Eco ergonomic desk with panel end leg design. Left and right hand versions available. Adjustable floor levellers, rear modesty panel.



CODE	DESCRIPTION	RRP
CUE138PEL	Left hand ergonomic	£184.00
CUE138PER	Right hand ergonomic	£184.00



### Urban Mobile/Desk High Pedestals



Eco mobile pedestal equipped with durable castors for manoeuvrability. Consists of shallow drawer and deep file drawer which accommodates A4 or foolscap files.



CODE	A	B	RRP
CU2P	410	600	£184.00



### Eco Desk High Pedestals



Eco desk high pedestals. Available in two depths - 600 or 800mm. Consist of 2 x shallow and 1 x file drawer which accommodates A4 or foolscap files.



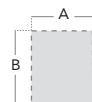
CODE	A	B	RRP
CU600	410	600	£241.00
CU680	410	680	£254.00




### Eco Filing Cabinets



Eco filing cabinets available with 2, 3 or 4 drawers. Accommodates A4 or foolscap files. 4 drawer equipped with anti-tilt. Steel runners, silver effect feet.



CODE	A	B	H	DRW	RRP
CUF2	410	600	694	2 Drawer	£157.00
CUF3	410	600	1008	3 Drawer	£168.00
CUF4	410	600	1322	4 Drawer	£246.00



### Eco Bookcases/ Cupboards



Eco bookcases and cupboards available with 1, 2 or 3 shelves. Silver effect feet. Cupboard doors have stylish chrome effect button handles.



CODE	HEIGHT	DESCRIPTION	RRP
CULBC	860	Low Bookcase	£116.00
CUMBC	1276	Med Bookcase	£132.00
CUTBC	1692	Tall Bookcase	£168.00
CULC	860	Low Cupboard	£158.00
CUMC	1276	Med Cupboard	£181.00
CUTC	1692	Tall Cupboard	£227.00




### Eco Combination Units



Eco combination units with either full glass or wooden doors or a combination of glass / wooden doors and two drawers. Stylish chrome effect button handles, silver effect feet.



CODE	H	DESCRIPTION	RRP
CULCG	860	Low, glazed doors	£213.00
CUMCG	1276	Med, glazed doors	£250.00
CUTCG	1692	Tall, glazed doors,	£306.00
CUMCDD	1276	Med, doors, drawers	£309.00
CUTCDD	1692	Tall, doors, drawers	£350.00
CUMCGD	1276	Med, glazed doors, drawers	£364.00
CUTC GD	1692	Tall, glazed doors, drawers	£419.00



# Dynamic

## Small Office - Home Office



Small Office:  
Excellent choice for your small office.



Home Office:  
Straight or Ergonomic desks in a variety of sizes to meet your needs.



Storage:  
Choice of Pedestals, Filing Cabinets and tall storage.



## Overview

*SoHo Dynamic Range. A series of cleanly styled and functional panel leg desks and storage, providing a complete solution to all your requirements.*

*This range is manufactured using UK board from 96% recycled wood fibre. Extremely durable and robust, ECO fits perfectly into any small office, home office or commercial office.*

*MFC board sourced from FSC Certified Supplier. MFC from a managed forest source. Made in UK locally from 96% recycled materials*

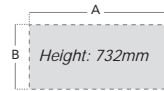
## Features & Benefits

- 25mm scratch resistant MFC tops on desks, pedestals and filing cabinets
- Compact desks easily configured into any space
- Desk high and mobile pedestals, A4 and foolscap filing
- Filing cabinets take A4 and foolscap files
- All drawers run smoothly on steel roller runners
- Anti-tilt straps supplied with all bookcases, cupboards for extra safety when used.
- Supplied flat packed
- Height adjustable feet

## Dynamic Straight Desk



Dynamic straight desk with silver cantilever leg design comprising wood infill. Adjustable floor levellers, rear modesty panel.



CODE	A	B	RRP
CU118CL	1180	680	£213.00
CU138CL	1380	680	£224.00

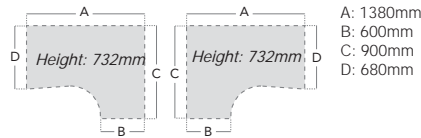


## Dynamic Ergonomic Desk



Left hand shown

Dynamic straight desk with silver cantilever leg design comprising wood infill. Left and right hand versions available. Adjustable floor levellers, rear modesty panel.



CODE	DESCRIPTION	RRP
CUE138CLL	Left hand ergonomic	£264.00
CUE138CLR	Right hand ergonomic	£264.00



## Dynamic Mobile Pedestal



Consists of shallow drawer and deep file drawer which accommodates A4 or foolscap files.



CODE	A	B	RRP
CU2P	410	600	£184.00



## Dynamic Desk High Pedestals



Available in two depths - 600 or 800mm. Consist of 2 x shallow and 1 x file drawer which accommodates A4 or foolscap files.



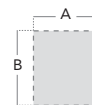
CODE	A	B	RRP
CU600	410	600	£241.00
CU680	410	680	£254.00



## Dynamic Filing Cabinets



Dynamic filing cabinets available with 2, 3 or 4 drawers. Accommodates A4 or foolscap files. 4 drawer equipped with anti-tilt. Steel runners, silver effect feet.



CODE	A	B	H	DRW	RRP
CUF2	410	600	694	2 Drawer	£157.00
CUF3	410	600	1008	3 Drawer	£168.00
CUF4	410	600	1322	4 Drawer	£246.00



## Dynamic Bookcases/ Cupboards



Dynamic bookcases and cupboards available with 1, 2 or 3 shelves. Silver effect feet. Cupboard doors have stylish chrome effect button handles.



CODE	HEIGHT	DESCRIPTION	RRP
CULBC	860	Low Bookcase	£116.00
CUMBC	1276	Med Bookcase	£132.00
CUTBC	1692	Tall Bookcase	£168.00
CULC	860	Low Cupboard	£158.00
CUMC	1276	Med Cupboard	£181.00
CUTC	1692	Tall Cupboard	£227.00




## Dynamic Combination Units



Dynamic combination units with either full glass or wooden doors or a combination of glass / wooden doors and two drawers. Stylish chrome effect button handles, silver effect feet.



CODE	H	DESCRIPTION	RRP
CULCG	860	Low, glazed doors	£213.00
CUMCG	1276	Med, glazed doors	£250.00
CUTCG	1692	Tall, glazed doors,	£306.00
CUMCDD	1276	Med, doors, drawers	£309.00
CUTCDD	1692	Tall, doors, drawers	£350.00
CUMCGD	1276	Med, glazed doors, drawers	£364.00
CUTC GD	1692	Tall, glazed doors, drawers	£419.00



# Seating Dimensions *Commercial / Stocked*

CHAIRS	OVERALL HEIGHT	OVERALL DEPTH	OVERALL WIDTH	BACK WIDTH	BACK HEIGHT	SEAT HEIGHT	SEAT DEPTH	SEAT WIDTH	HOUR USAGE	WEIGHT CAPACITY
AND50001	780	675	590	540	430	430	460	540	6	18
AND50002	780	675	1050	1000	430	430	460	1000	6	18
ATH200G1	740-850	495	405	380	210	415-525	385	405	4	16
BAR50001	840	460	580	440	430	430	440	470	8	18
BAR1100C1	870	575	560	470	450	450	445	490	8	18
BAR1300T1	1105-1175	730	545	460	645	495-565	440	490	8	18
BEN50001	740	680	770	560	320	430	510	560	6	18
BEN50002	740	680	1270	1060	320	430	510	1060	6	18
BEN50003	740	680	1770	1560	320	430	510	1560	6	18
BILB1	895-1005	605	480	450	480	425-535	445	480	6	16
BLOCK	460	615	1230							
BRN300K2	1210-1335	680	675	520	565	500-575	460	515	8	18
BRU100C1	810	620	560	420	350	460	470	485	8	16
CAT300T1	1095-1185	760	645	520	700	510-600	520	520	8	18
CAV100C1	1060	610	630	495	605	470	460	520	6	16
CAV300T1	1010-1100	700	620	495	655	450-540	460	505	8	18
CAV300T1 (Fabric)	1010-1100	700	620	495	655	450-540	460	505	8	18
CH050001	850	760	615	530	460	450	450	540	6	18
CHR200T1	885-975	625	560	480	450	450-540	450	480	6	18
CUBE	460	615	615							
CWL300K2	1180-1270	740	660	470	570	445-535	505	470	8	25
DEL60001	780	580	570	480	195	445	345	485	5	16
DER100C1	1070	745	660	510	670	500	500	540	8	18
DER300T1	1145-1215	785	675	530	755	490-550	545	545	8	18
ESS100C2	885	605	555	480	470	460	430	480	5	16
FLO100C1	965	630	585	505	555	505	450	515	8	18
FLO300T1	1095-1185	655	605	525	680	485-575	500	520	8	18
GEM200K2	995-1135	640	630	460	535	478-568	475	490	8	18
GEM201K2	995-1135	640	630	460	535	478-568	475	490	8	18
GEM202K2	1175-1315	640	630	460	535	478-568	475	490	8	18
GEM300K2	995-1135	640	630	460	535	478-568	475	490	8	18
GEM301K2	995-1135	640	630	460	535	478-568	475	490	8	18
GEM302K2	1175-1315	640	630	460	535	478-568	475	490	8	18
GRN300T1-K	935-1010	670	650	510	475	460-535	490	520	8	18
HAM300T1	1045-1135	720	645	495	640	475-565	490	495	8	18
HAY50001	790	590	540	540	360	430	450	540	6	18
HEL50001	850	710	800	555	395	455	525	555	6	18
HEL50002	850	710	1340	1105	395	455	525	1105	6	18
HEL50004	850	710	1880	1640	395	455	525	1640	6	18
HER100C1	930	670	620	480	525	480	490	490	6	16
HER300T1	1090-1180	735	620	485	665	495-585	490	490	8	18
IMP1	400	1400	1800							
INN50001	840	540	540	540	400	440	460	540	6	18
INN50004	840	540	640	540	400	440	460	540	6	18
INN50006	840	540	590	540	400	440	460	540	6	18
KNG300T1	1160-1250	770	635	520	750	495-585	505	510	8	18
LIN300T1-K	925-995	620	555	470	415	465-535	470	475	8	18
LINK	460	625	490							
LNE50001	670	740	830	620	260	420	500	500	6	18
LNE50002	670	740	1340	1130	260	420	500	1130	6	18
LNE50003	670	740	1820	1610	260	420	500	1610	6	18
LON50001	770	670	670	460	340	430	490	460	6	18
LON50002	770	670	1185	980	340	430	490	980	6	18
LUC100C1	995	640	610	500	575	485	490	510	6	18
LUC300T1	1095-1185	720	625	520	700	455-545	490	520	8	18
LUN300T1	1000-1095	640	710	475	530	505-600	480	530	8	18
MAD-1	860	820	960	585	460	430	540	570	6	18
MAD-2	860	820	1550	1143	460	430	540	1140	6	18
MAJ100C1	990	490	505	470	600	480	490	505	6	16
MAJ300T1	1035-1110	710	630	510	670	475-550	490	510	8	18
MAR50004	985-1075	715	570	470	580	490-580	460	485	8	18
MLT300T1	1010-1100	750	605	480	685	425-515	465	490	8	18
MOD101	810-1055	640-940	630	460	450	455-545	455	485	24	25
MOD201	990-1150	615-740	625	470	535	460-550	470	480	24	25
MOD401	1130-1290	685-805	650	515	660	465-555	470	520	24	25
MON300T1	1130-1120	675	655	510	755	495-585	490	510	8	18
NAN300T1	1055-1145	730	640	520	705	495-585	470	515	8	18
NOV300T1	740-850	495	405	380	210	415-525	385	405	6	16
PAL300K2	1100-1195	755	645	535	700	485-575	505	510	8	18
PRA50001	820	560	530	465	230	450	470	460	5	18
PRA50002	820	560	530	465	230	450	470	460	5	18
PRM200G1	780-910	635	455	410	305	450-580	430	455	8	18
PRM300G1	950-1080	635	455	410	305	605-735	430	455	5	16
RAV50001	800	700	570	570	370	430	520	570	6	18
RAV50002	800	700	570	570	370	430	520	570	6	18
RAV50004	800	700	820	570	370	430	520	550	6	18
RAV50005	800	700	680	570	370	430	520	570	6	18
RAV50006	800	700	680	570	370	430	520	570	6	18
RAV50008	275	620	620	N/A	N/A	N/A	N/A	N/A	6	18
SLE50001	760	580	620	630	330	430	500	500	6	18
SLE50002	760	600	1225	1000	330	430	540	1120	6	18
SOF300T1	1005-1095	720	645	510	560	440-530	485	510	8	18
SOM300T1	1100-1190	720	630	490	710	500-590	485	490	8	18
TAU400005-W	810	540	540	460	390	460	390	460	6	16
TAU40002	830	550	540	480	390	485	420	480	6	16
TAU40002PK/PB/PN	810	540	540	460	390	460	390	460	6	16
TAU40005-B	830	550	540	480	390	485	420	480	6	16
TAUBENCH2	660	600	1280	480	370	410	420	470	6	18
TAUBENCH3	660	600	1770	480	370	410	420	470	6	18
TAUBENCH4	660	600	2330	480	370	410	420	470	6	18
TUBE	460	625								
V100-00	895-1005	605	480	450	480	460-570	445	480	8	18
V200-00	895-1005	605	480	450	480	460-570	445	480	8	18
V300-00	880	590	540	450	420	460	430	500	6	18
VEG100L1	997	590	610	450	470	470	465	485	6	16
VEG300T1	900-1020	630	610	450	470	470-590	460	480	8	18
VIL60001	820	465	510	460	400	450	400	470	5	16
WAR300G1	1045/1155	645	620	435	390	615/725	450	485	6	16
ZEU300K2	1140-1295	665	670	490	685	480-570	460	525	24	25
CHAIRS	OVERALL HEIGHT	OVERALL DEPTH	OVERALL WIDTH	BACK WIDTH	BACK HEIGHT	SEAT HEIGHT	SEAT DEPTH	SEAT WIDTH	HOUR USAGE	WEIGHT CAPACITY

## Product Guarantees

All of our products are supported by a manufacturers limited guarantee. The level of guarantee differs from range and product and is based on the structural capability of the product.

All limited guarantees on seating and desking products; guarantee against manufacturing defects, except for fabric and moving parts, which are subject to usage related wear and tear.

The guarantee is effective from the date of supply. Supplier reserves the right not to apply the guarantee in cases of inappropriate use or where a product has been tampered with by a third party or interventions by non-authorised personnel.

Usage Matrix *Commercial / Stocked*

PG	PRODUCT	GUARANTEE	OFFICE		HOME		EDUCATIONAL	
			LIGHT	HEAVY	LIGHT	HEAVY	LIGHT	HEAVY
	Desking	Years						
4	Maestro - Desks	8		•		•		•
14	Momento	8		•		•		•
20	Maestro 25 - GL	8		•		•		•
32	Maestro 25 - SL	8		•		•		•
44	Maestro 25 - PL	8		•		•		•
52	Largo - Desks	8		•		•		•
58	Vivo II - Desks	10		•		•		•
64	Directiv - Desks	8		•		•		•
70	Adapt - Desks	8		•		•		•
	Executive Desks							
76	Concerto II	5		•		•		•
	Storage							
85	Primary Storage	5		•		•		•
88	Secondary Storage	8		•		•		•
92	Steel Storage	7/10		•		•		•
	Screens							
105	Desk Mounted	2		•				
107	Free Standing	2		•			•	
	Tables							
111	Boardroom - Tables	3		•				•
115	Economy Flexitables	3	•				•	
119	Deluxe Flexitables	3		•				
121	Flitop Tables	3		•			•	
	Reception							
124	Denver	5		•				•
125	Colorado	5		•				•
	Executive Seating							
132	Florence	2		•		•		
133	Milot	2		•		•		
133	Palermo	2		•		•		
134	Bari	2		•		•		
135	Derby	2		•		•		
134	Martinez	2		•		•		
135	Catania	2		•		•		
135	Somerset	2		•		•		
	Managers Seating							
137	Monaco	1		•		•		
137	King	1		•		•		
138	Chromus	1		•		•		
138	Nantes	1		•		•		
139	Hertford	1		•		•		
139	Hampshire	1		•		•		
140	Majestic	1		•		•		
140	Cavaller	1		•		•		
	Managers Fabric							
141	Lucca	2		•		•		
141	Cavaller	1		•		•		
	Mesh Operator							
142	Boron	2		•		•		
142	Gemini	2		•		•		
144	Luna	2		•		•		•
144	Granthan	2		•		•		
145	Vega	2		•		•		
146	Lincoln	2		•		•		
146	Nova	2		•		•		
	Task							
147	Zeus	3		•		•		•
147	Mode 1, 2, 4	3		•		•		•
150	Cornwall	2		•		•		
150	Sofia	2		•		•		
151	Vantage	2		•		•		
152	Bilbao	1	•		•			
153	Warsaw	1	•		•			
153	Athens	1	•		•			
	Industrial							
154	Prema	2		•		•		
154	Vantage	2		•		•		
	Conference							
156	Taurus	1	•		•		•	
160	Delta	1	•		•		•	
160	Barcelona	2	•		•		•	
161	Bruge	1	•		•		•	
161	Essen	1	•		•		•	
162	Prague	1	•		•		•	
	Reception							
164	Linear	1	•		•		•	
165	Benotto	1	•		•		•	
166	London	1	•		•		•	
166	Helsinki	1	•		•		•	
167	Ravel	1	•		•		•	
168	Madrid	1	•		•		•	
169	Innsbruck	1	•		•		•	
170	Andorra	1	•		•		•	
171	Slender	1	•		•		•	
172	Choir	1	•		•		•	
173	Hayden	1	•		•		•	
174	Bench	1	•		•		•	
175	Coffee Tables	2					•	
	Breakout Seating							
176	Impressions	1	•		•		•	
177	Symphony	1	•		•		•	
	Café / Bar							
179	Tables	2		•			•	
181	Chairs	1	•				•	
184	Tekwood	1		•		•	•	
185	Aluminium	1		•		•	•	
186	Orb	1	•				•	
187	Blizzard	1	•				•	
	SOHO							
189	Workstations	1	•		•			
194	Urban	3	•			•		
196	Eco	3	•			•		
198	Dynamic	3	•			•		
PG	PRODUCT	GUARANTEE	OFFICE		HOME		EDUCATIONAL	
			LIGHT	HEAVY	LIGHT	HEAVY	LIGHT	HEAVY



# oFFice FurniTure

CreaTive Space SoLutions oFFice Furniture

CSS oFFice FurniTure

Base Point Enterprise centre

Basingstoke

RG24 8UP

Tel: 0845 475 6640

## *Furniture Guide 2013*

*For all your office needs*

